


# OCTA NORM

EXTRUSIONS

COMBINE  
WITH A SYSTEM



- This brochure is a collection of aluminium extrusions, sorted by function and form for your convenience
- All drawings are true to size, unless stated otherwise
- Standard length are 5000 mm and 6000 mm depending on product line. Special lengths are available to a maximum of 6930 mm. All custom lengths are special order only
- All extrusions can be supplied fully assembled
- All extrusions are available either raw, matt anodized (E6/EV1), polished anodized (E4/EV1), or with RAL powder coating
- Most articles displayed are readily available, depending on demand and finish
- Articles marked with \* are only available on request in minimum order quantities with a certain lead time
- Non-standard extrusions, made for your requirements, can be realized on demand


# CONTENT

---

<b>ALUMINIUM EXTRUSIONS</b>	<b>5</b>
<b>UPRIGHTS AND BEAMS</b>	<b>7</b>
Square Extrusions	9
Rectangular Extrusions	19
Octagonal Extrusions	31
Triangular Extrusions	33
Corner Extrusions	35
Hinged Extrusions	37
Round Extrusions	39
Oval Extrusions	43
<b>FABRIC MOUNTING</b>	<b>45</b>
Tension Fabric Extrusions	47
Fabric Suspension Extrusions	57
<b>SPECIAL TYPE EXTRUSIONS</b>	<b>59</b>
Cover Extrusions	61
Wall Panel Retainer	63
Skirting Extrusions	65
Other Extrusions	67
<b>CLEANROOM EXTRUSIONS</b>	<b>69</b>
Wall Extrusions	71
Ceiling Extrusions	77
Door Extrusions	79
<b>PLASTIC EXTRUSIONS</b>	<b>83</b>
<b>INDEX</b>	<b>91</b>



# ALU MIN IUM




## ALUMINIUM EXTRUSIONS

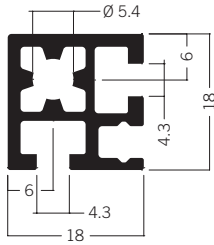
The OCTANORM® systems consist of an extremely wide range of aluminium extrusions. The high specific strength of our premium quality aluminum alloy makes it an ideal material for our OCTANORM® components and guarantees decades of reusability. The light weight makes for short assembly times and also reduces transport costs and CO<sub>2</sub> emissions.

**UP  
RIGHTS  
AND  
BEAMS**

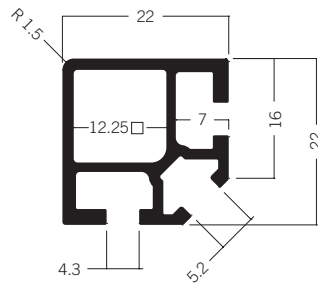
## UPRIGHTS AND BEAMS

---

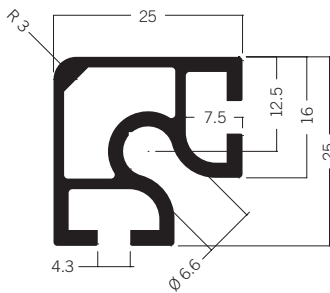




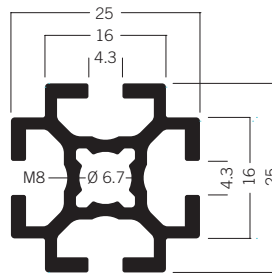
**M 1618** Square extrusion 18 mm  
1.99 kg | 5000 mm



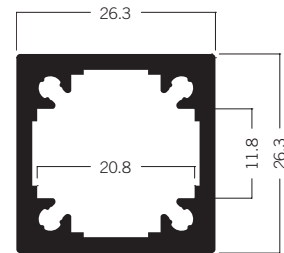
**M 1625** Square extrusion 22 mm  
2.15 kg | 5000 mm



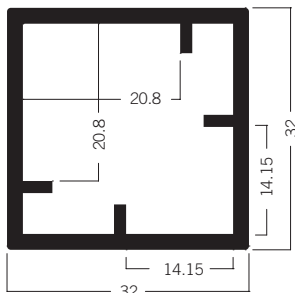
**V 2000** Square extrusion 25 mm  
2.89 kg | 5000 mm



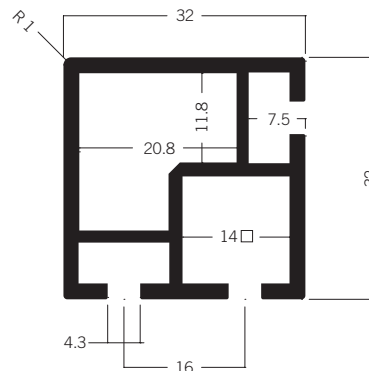
**S 10\*** Square extrusion 25 mm  
3.08 kg | 5000 mm



**M 1400** Square extrusion 26.3 mm  
2.17 kg | 5000 mm



**S 1123** Square extrusion 32 mm  
3.77 kg | 5000 mm

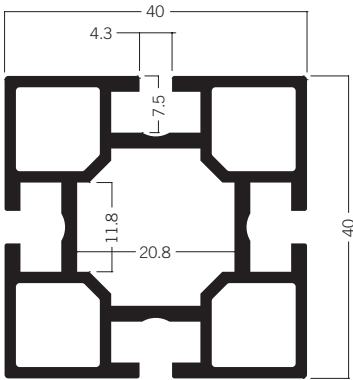


**S 1125** Square extrusion 32 mm  
4.03 kg | 5000 mm



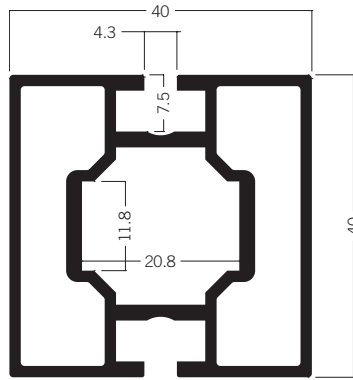
# UPRIGHTS AND BEAMS

## Square Extrusions



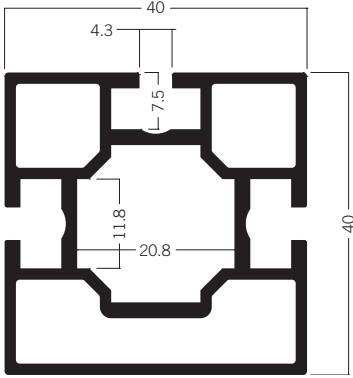
**M 1000** Square extrusion 40 mm  
5.78 kg | 5000 mm

**M 1001** Square extrusion 40 mm  
6.97 kg | 6000 mm

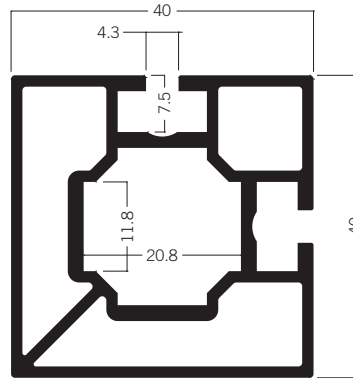


**M 1002** Square extrusion 40 mm  
5.55 kg | 5000 mm

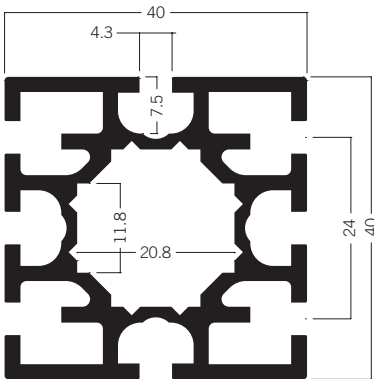
**M 1003** Square extrusion 40 mm  
6.92 kg | 6000 mm



**M 1005** Square extrusion 40 mm  
6.66 kg | 6000 mm

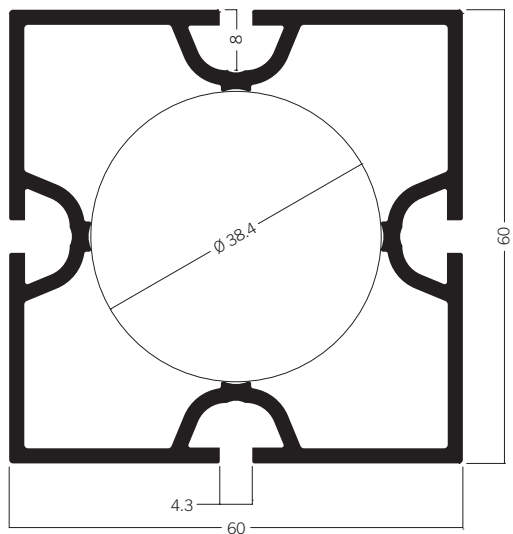


**M 1007** Square extrusion 40 mm  
7.17 kg | 6000 mm



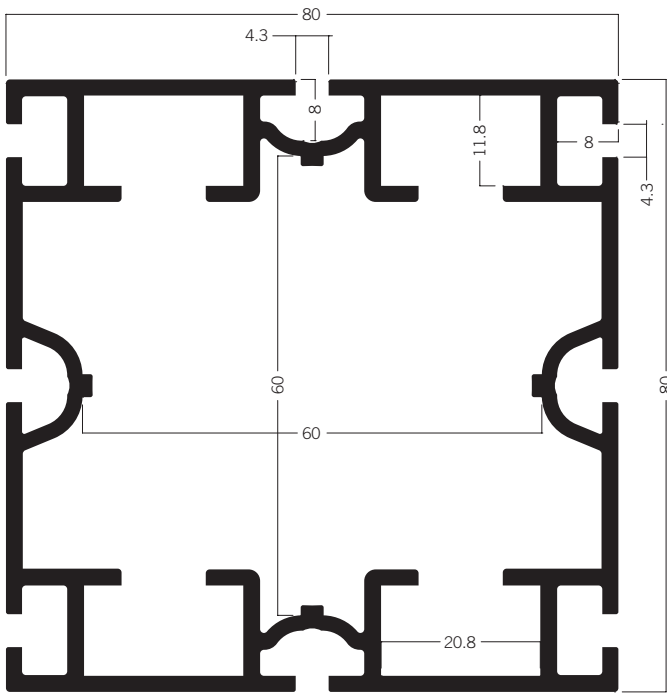
**S 208** Square extrusion 40 mm  
7.49 kg | 5000 mm

**S 209** Square extrusion 40 mm  
8.05 kg | 6000 mm



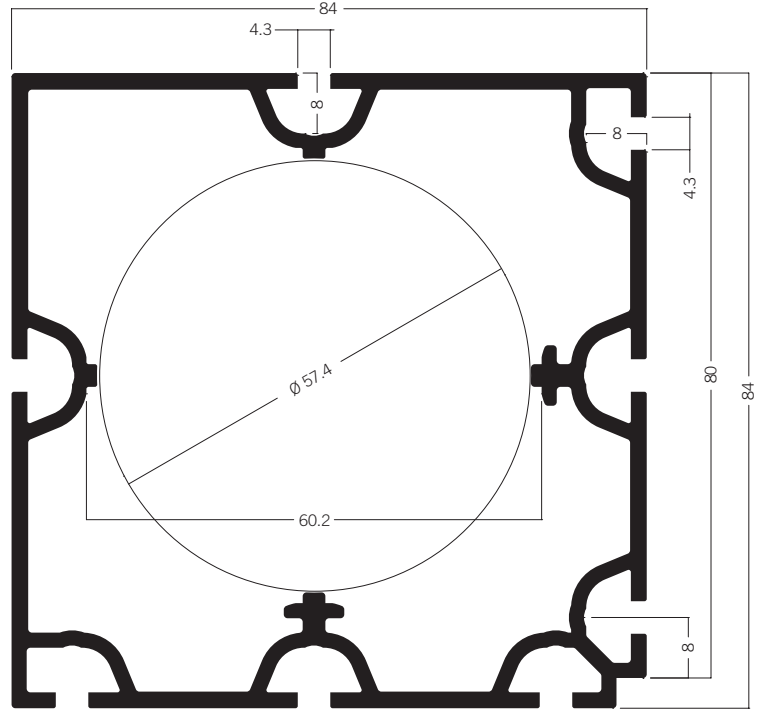
**M 1010** Square extrusion 60 mm  
8.13 kg | 5000 mm

**M 1011** Square extrusion 60 mm  
9.74 kg | 6000 mm

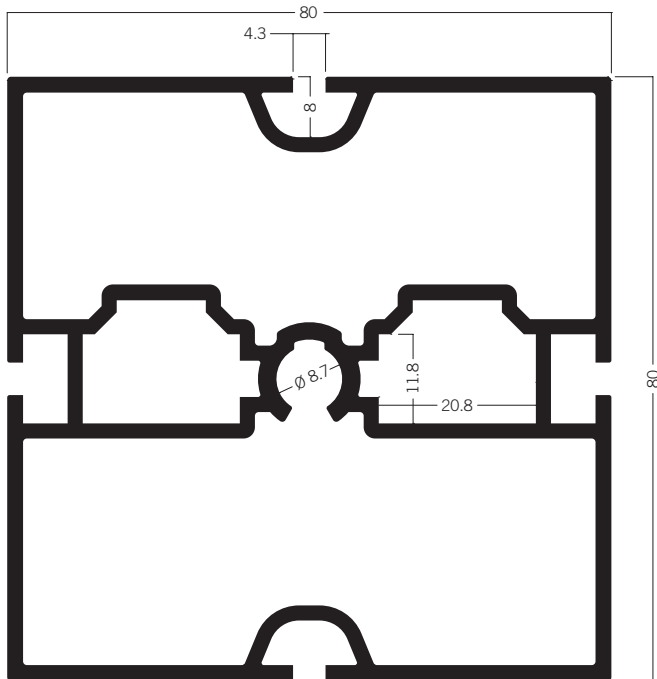


**M 1012** Square extrusion 80 mm  
14.81 kg | 5000 mm

**M 1013** Square extrusion 80 mm  
18.62 kg | 6000 mm

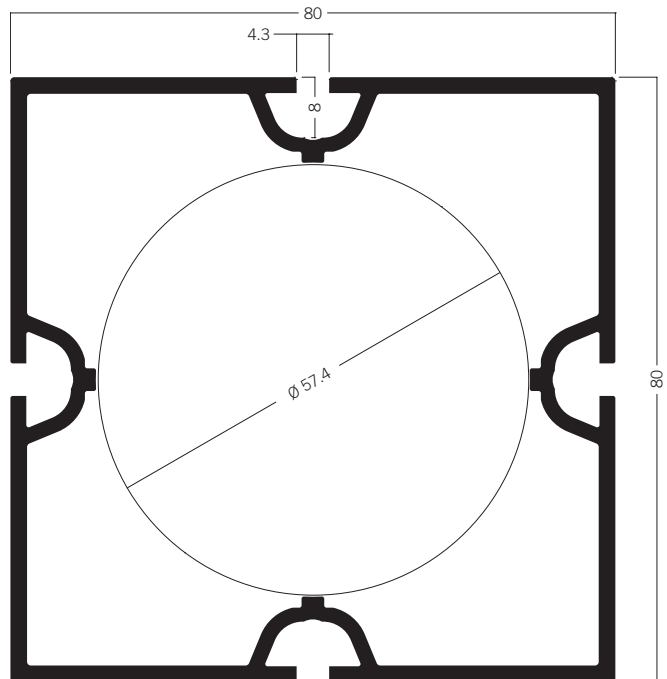


**M 1017** Square extrusion 84 mm  
12.05 kg | 5000 mm



**M 1018** Square extrusion 80 mm  
14.91 kg | 5000 mm

**M 1019** Square extrusion 80 mm  
17.80 kg | 6000 mm

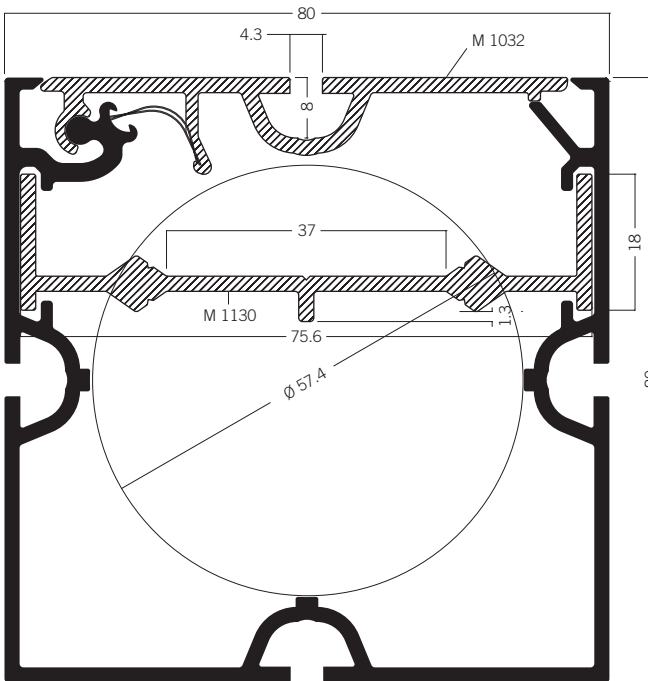


**M 1020** Square extrusion 80 mm  
11.51 kg | 5000 mm

**M 1021** Square extrusion 80 mm  
12.89 kg | 6000 mm

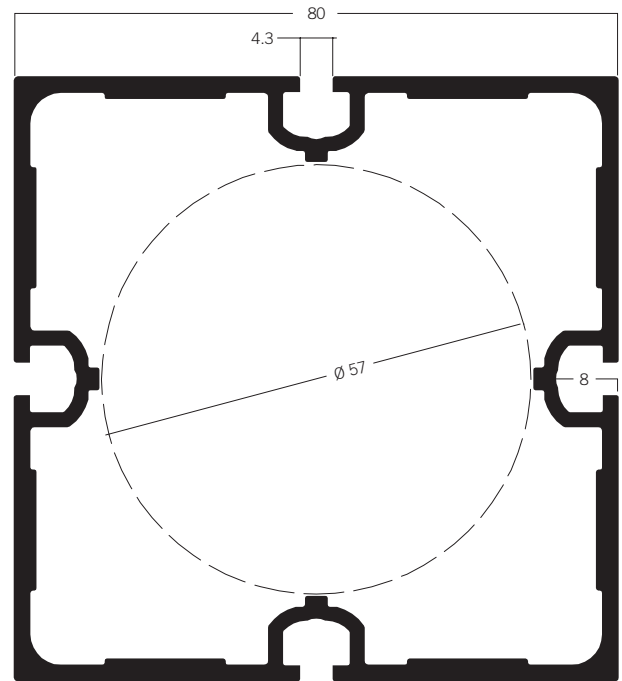
# UPRIGHTS AND BEAMS

## Square Extrusions

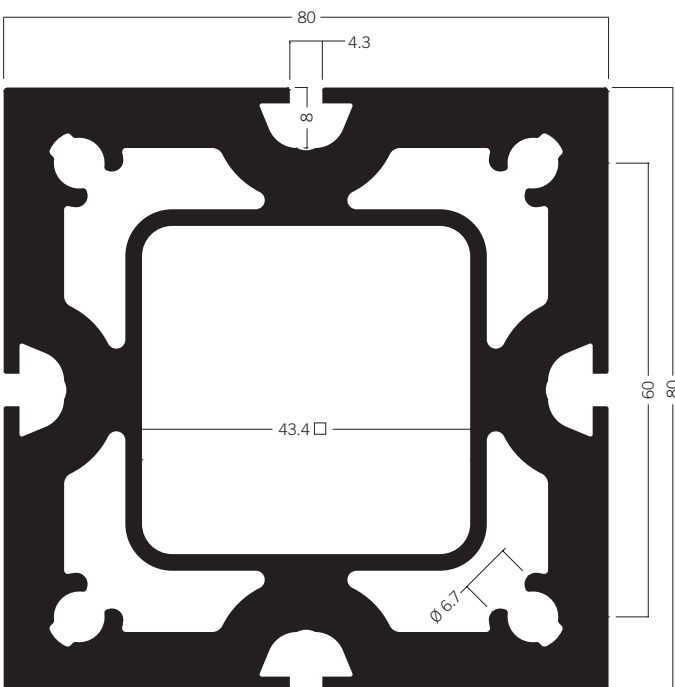


**M 1022** Square extrusion 80 mm  
15.66 kg | 5000 mm

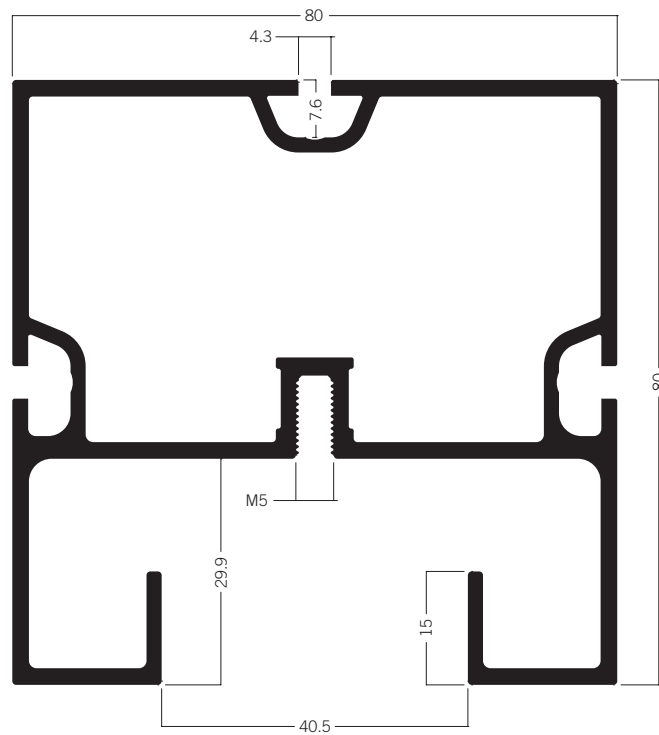
**M 1023** Square extrusion 80 mm  
17.24 kg | 6000 mm



**U 1020** Square extrusion 80 mm  
15.50 kg | 6000 mm

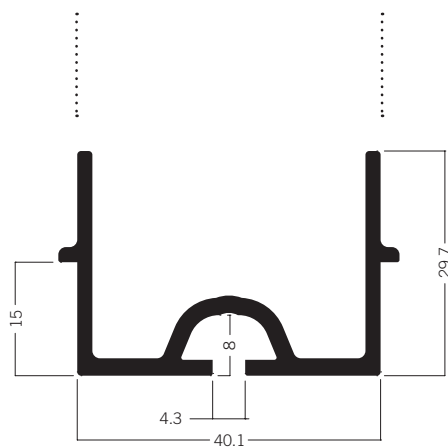


**DFS 84** Upright extrusion 80 mm  
38.95 kg | 5040 mm



**M 1058** Light track mounting extrusion 80 mm  
13.29 kg | 5000 mm

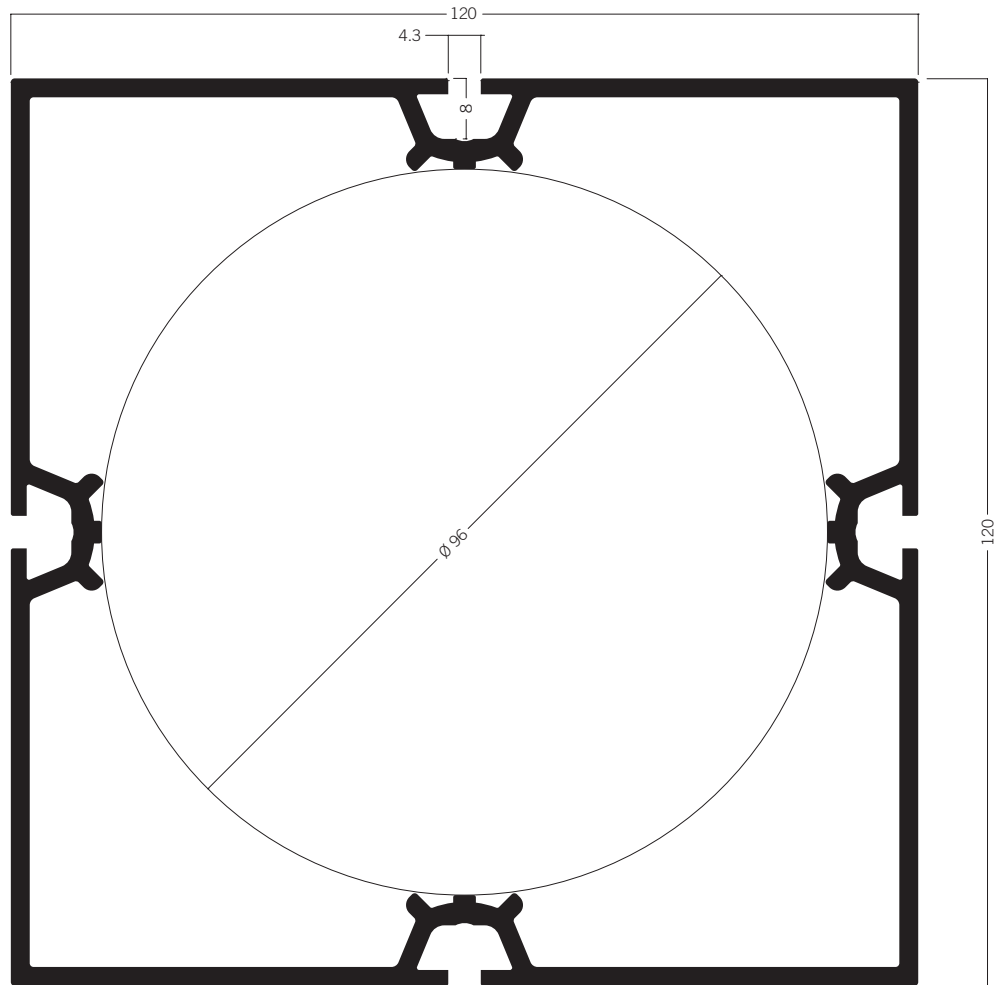
**M 1059** Light track mounting extrusion 80 mm  
15.92 kg | 6000 mm



**M 1155** Cover extrusion  
3.46 kg | 5000 mm

# UPRIGHTS AND BEAMS

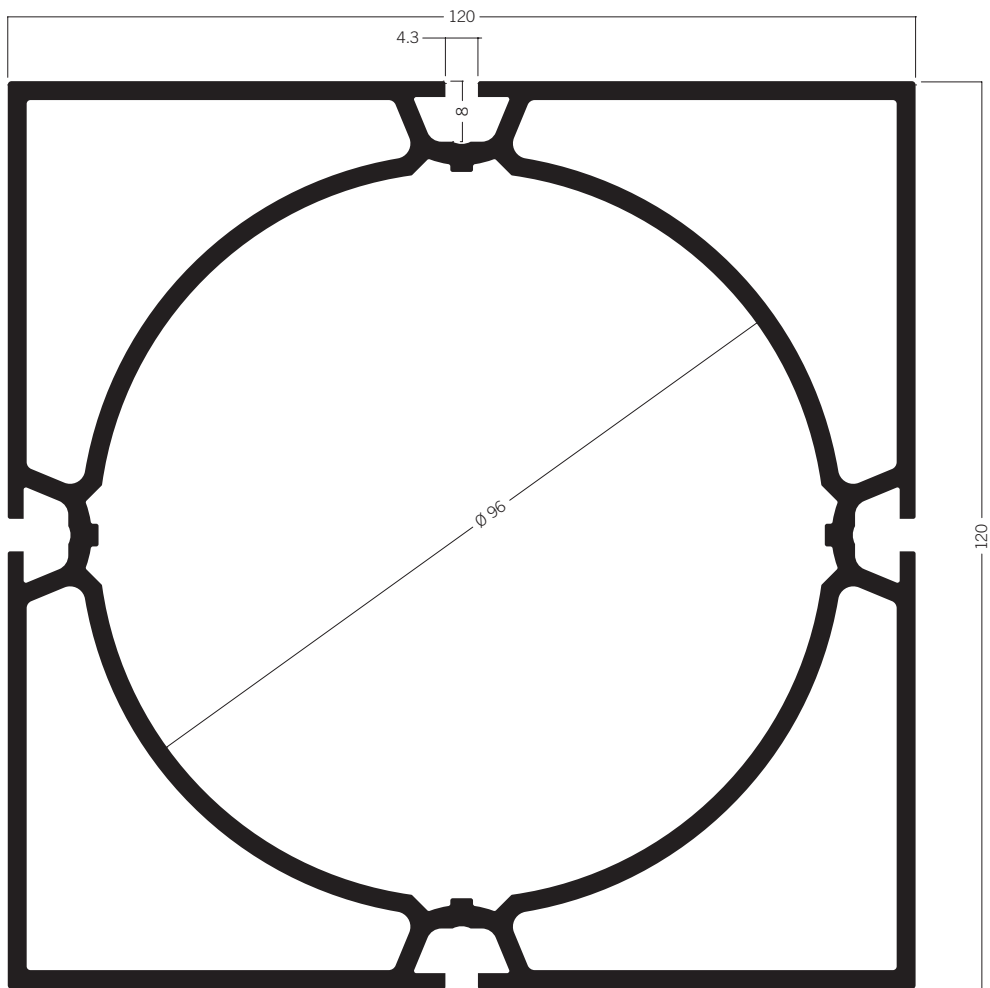
## Square Extrusions



**M 225** Square extrusion 120 mm  
19.81 kg | 5000 mm

**M 226** Square extrusion 120 mm  
22.71 kg | 6000 mm

**M 227** Square extrusion 120 mm  
27.14 kg | 6930 mm

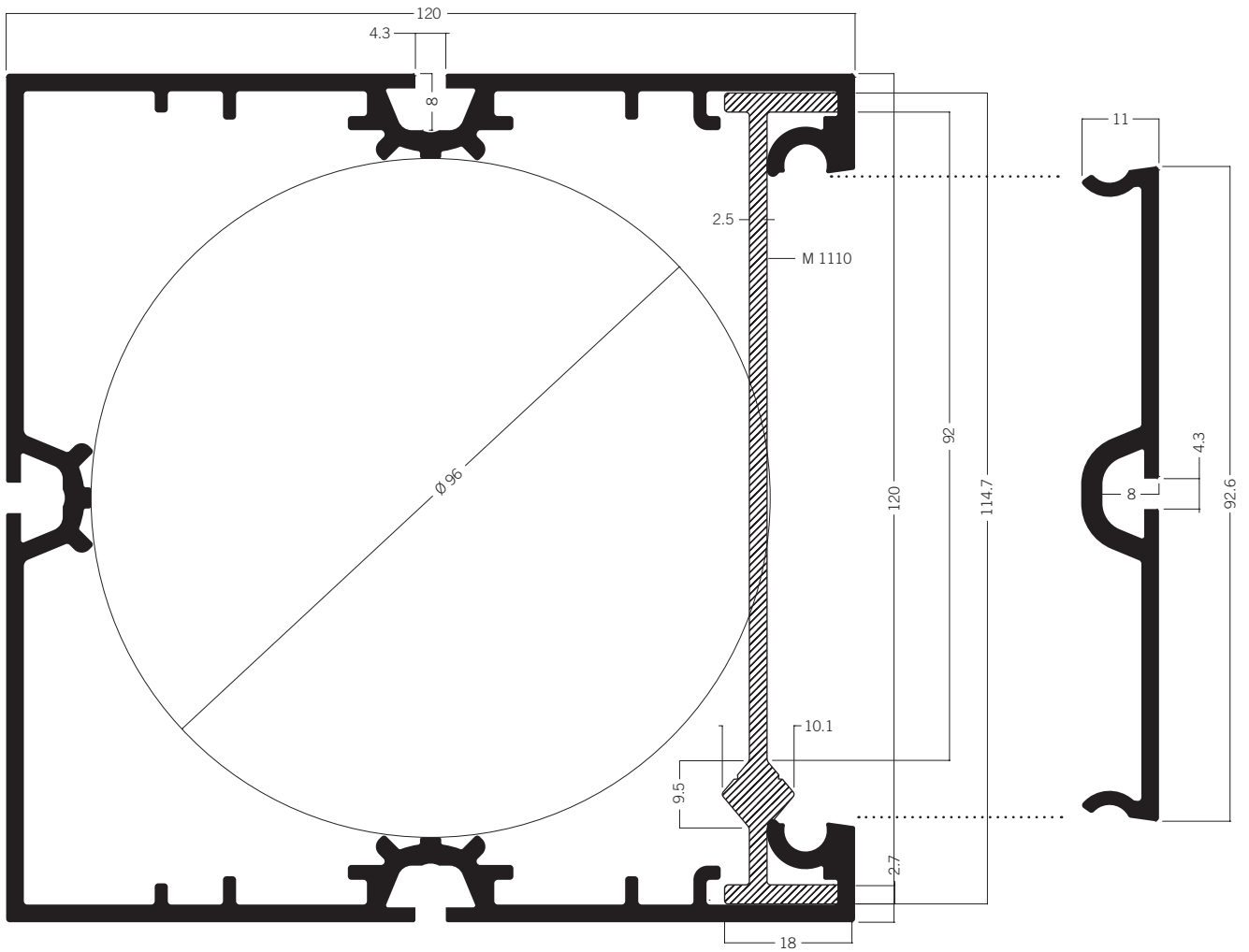


**M 230** Square extrusion 120 mm  
29.50 kg | 5000 mm

**M 232** Square extrusion 120 mm  
38.84 kg | 6930 mm

# UPRIGHTS AND BEAMS

## Square Extrusions

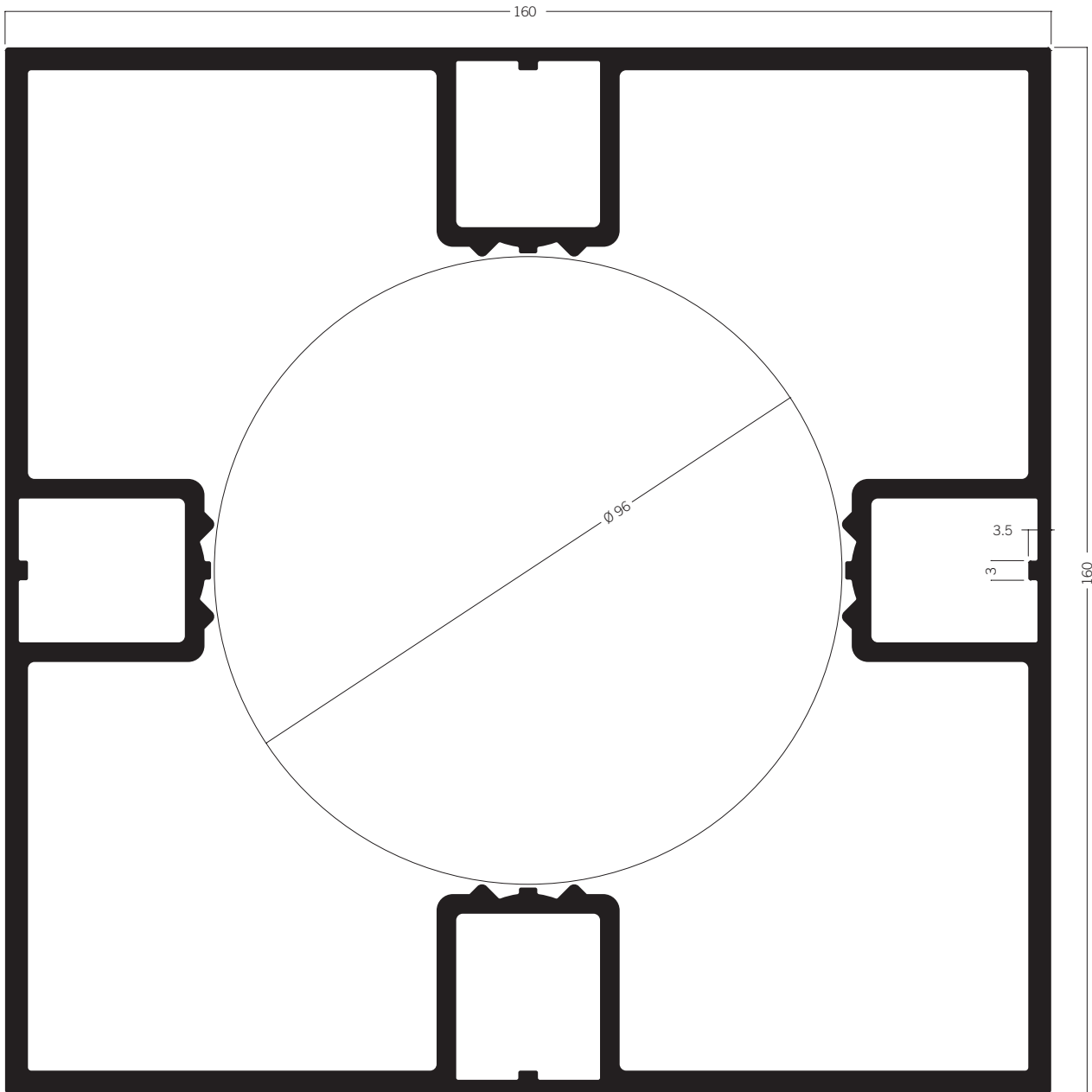


**M 1040** Square extrusion open 120 mm  
18.24 kg | 5000 mm

**M 1041** Square extrusion open 120 mm  
21.85 kg | 6000 mm

**M 1045** Cover extrusion  
4.43 kg | 5000 mm

**M 1046** Cover extrusion  
5.30 kg | 6000 mm



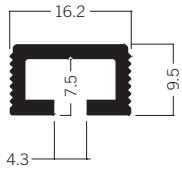
**M 160\*** Square extrusion 160 mm  
47.63 kg | 6000 mm



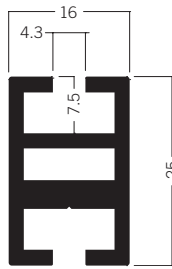
## UPRIGHTS AND BEAMS

---

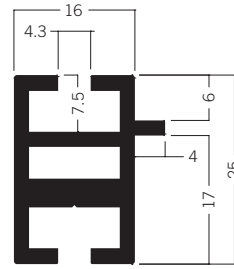
Square Extrusions



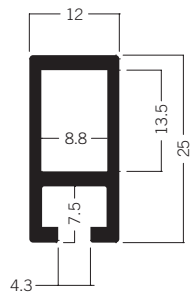
**W 416** Insert extrusion  
1.05 kg | 5000 mm



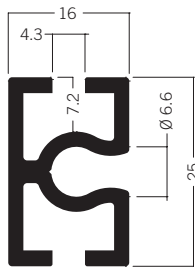
**M 1602** Beam extrusion 25 mm  
2.72 kg | 5000 mm



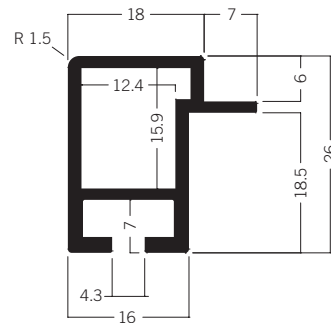
**M 1603** Beam extrusion 25 mm  
2.74 kg | 5000 mm



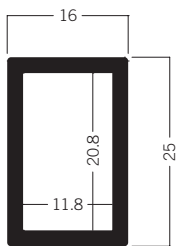
**Z 305** Beam extrusion 25 mm  
1.72 kg | 5000 mm



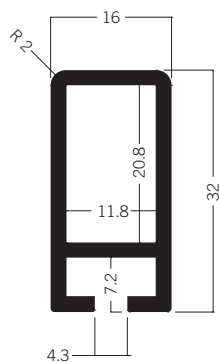
**V 2040** Upright extrusion 25 mm  
2.41 kg | 5000 mm



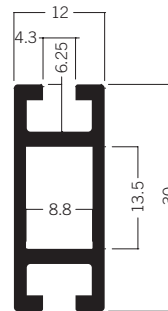
**V 2100** Outer frame extrusion (external) 26 mm  
2.29 kg | 5000 mm



**Z 300** Beam extrusion 25 mm  
2.05 kg | 5000 mm



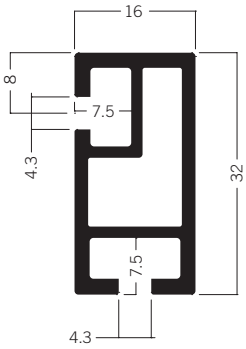
**Z 303** Beam extrusion 32 mm  
2.70 kg | 5000 mm



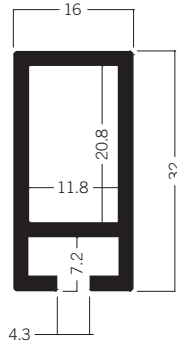
**Z 306** Beam extrusion 30 mm  
2.08 kg | 5000 mm

# UPRIGHTS AND BEAMS

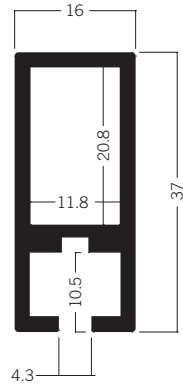
## Rectangular Extrusions



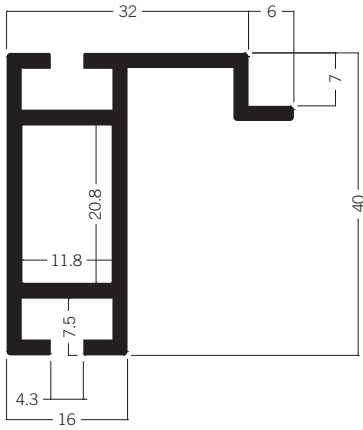
**Z 307** Beam extrusion 32 mm  
2.53 kg | 5000 mm



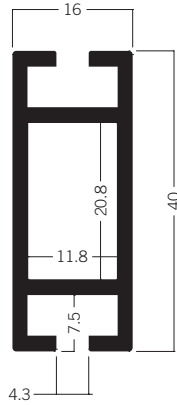
**Z 308** Beam extrusion 32 mm  
2.68 kg | 5000 mm



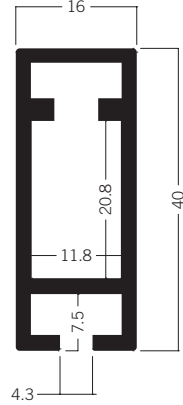
**Z 310** Beam extrusion 37 mm  
2.96 kg | 5000 mm



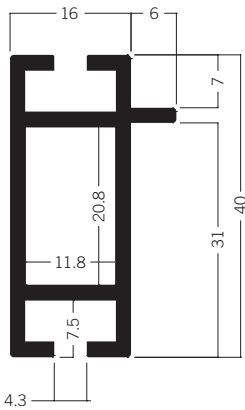
**Z 4100** Beam extrusion 40 mm  
4.14 kg | 5000 mm



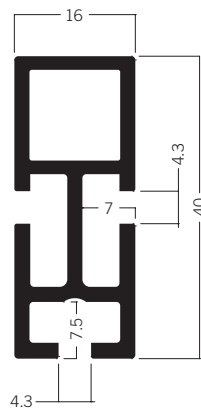
**Z 4400** Beam extrusion 40 mm  
3.20 kg | 5000 mm



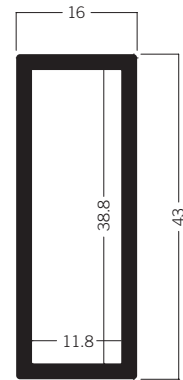
**Z 4401** Beam extrusion 40 mm  
3.38 kg | 5000 mm



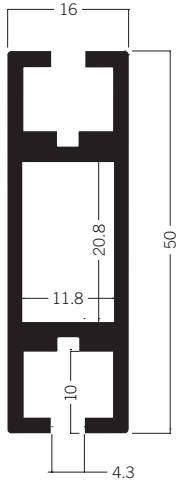
**Z 4300** Beam extrusion 40 mm  
3.54 kg | 5000 mm



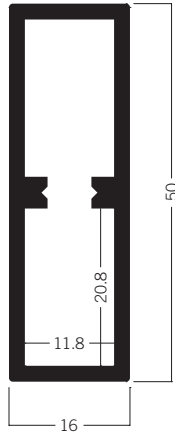
**Z 4700** Rectangular extrusion 40 mm  
3.49 kg | 5000 mm



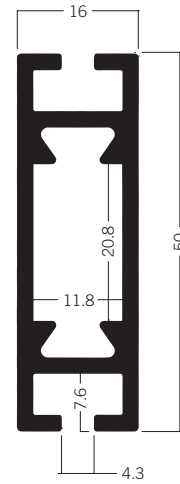
**Z 100** Beam extrusion 43 mm  
3.14 kg | 5000 mm



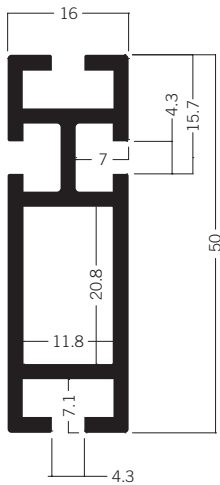
**Z 400** Beam extrusion 50 mm  
4.39 kg | 5000 mm



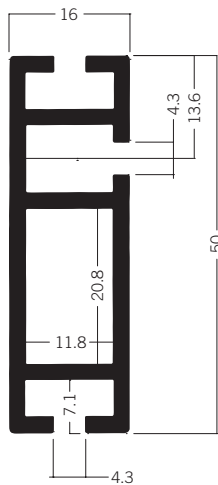
**Z 402** Beam extrusion 50 mm  
3.76 kg | 5000 mm



**Z 408\*** Beam extrusion 50 mm  
4.39 kg | 5000 mm



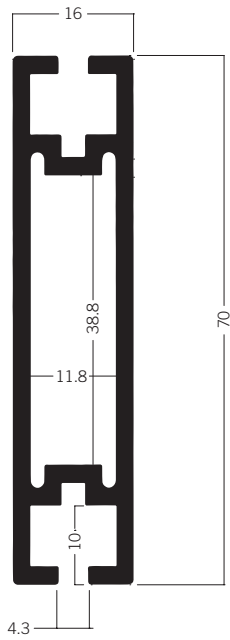
**Z 460** Beam extrusion 50 mm  
3.96 kg | 5000 mm



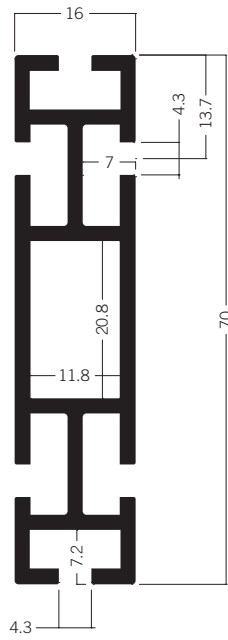
**Z 464\*** Beam extrusion 50 mm  
4.11 kg | 5000 mm

# UPRIGHTS AND BEAMS

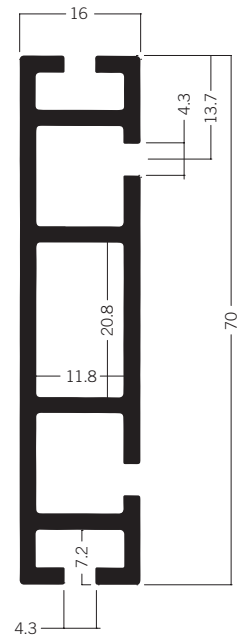
## Rectangular Extrusions



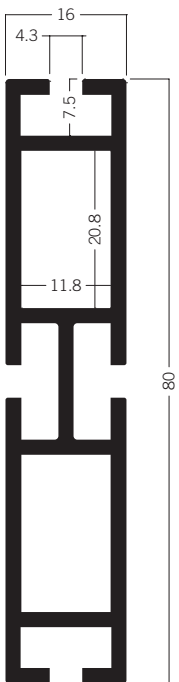
**Z 110** Beam extrusion 70 mm  
5.42 kg | 5000 mm



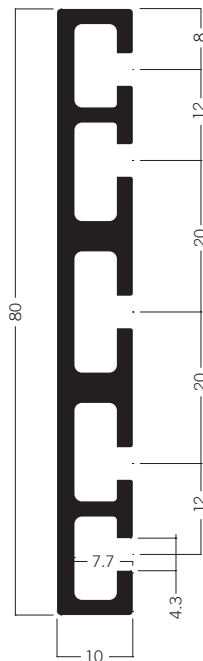
**Z 160** Beam extrusion 70 mm  
5.43 kg | 5000 mm



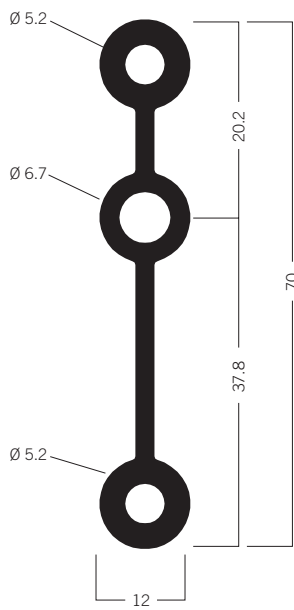
**Z 164\*** Beam extrusion 70 mm  
5.85 kg | 5000 mm



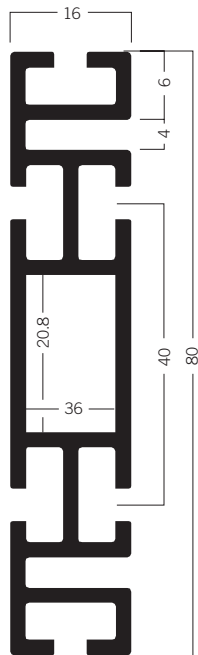
**M 1320** Beam extrusion 80 mm  
6.45 kg | 5000 mm



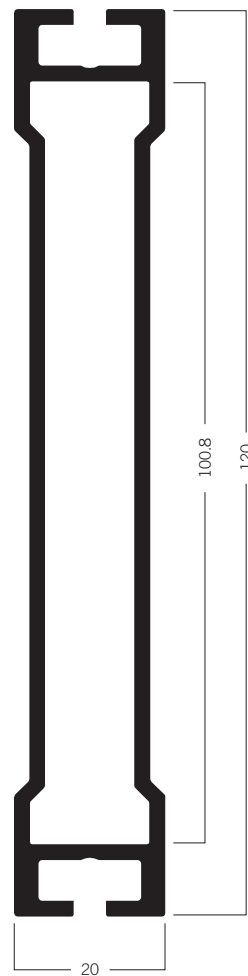
**M 1063** Connecting extrusion 80 mm  
5.46 kg | 5000 mm



**U 1040** Beam extrusion 70 mm  
5.70 kg | 6000 mm



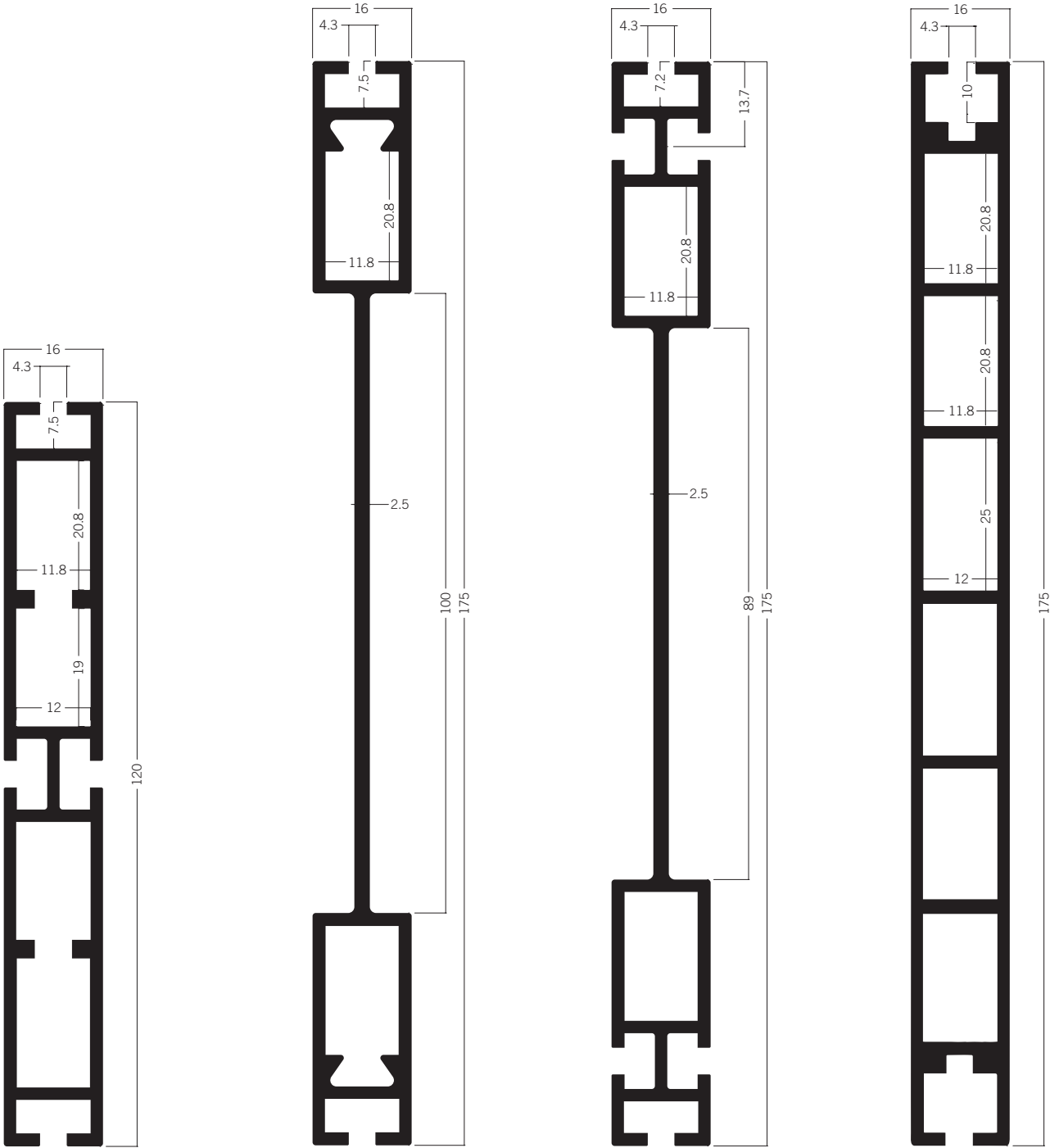
**U 1066** Fabric suspension-spacing extrusion 80 × 16 mm  
for tension fabric frames  
8.25 kg | 6000 mm



**U 1030** Beam extrusion 120 mm  
9.51 kg | 6000 mm

# UPRIGHTS AND BEAMS

## Rectangular Extrusions

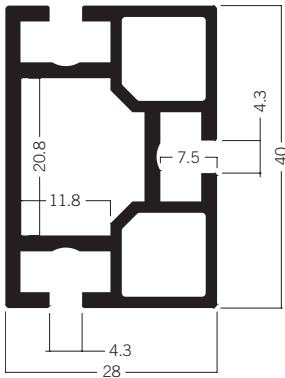


**M 1340** Beam extrusion 120 mm  
9.00 kg | 5000 mm

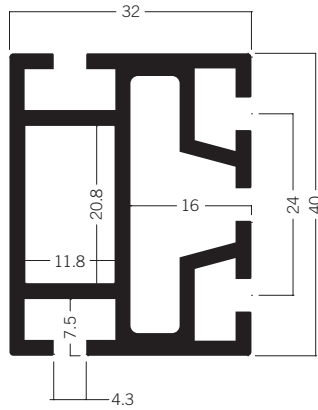
**Z 508** Beam extrusion 175 mm  
9.95 kg | 5000 mm

**Z 560** Beam extrusion 175 mm  
10.32 kg | 5000 mm

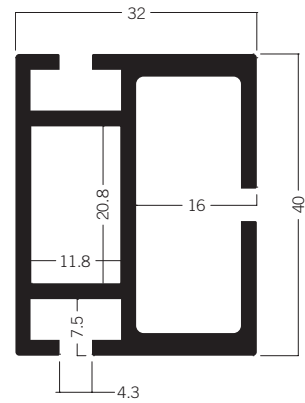
**Z 600** Beam extrusion 175 mm  
13.53 kg | 5000 mm



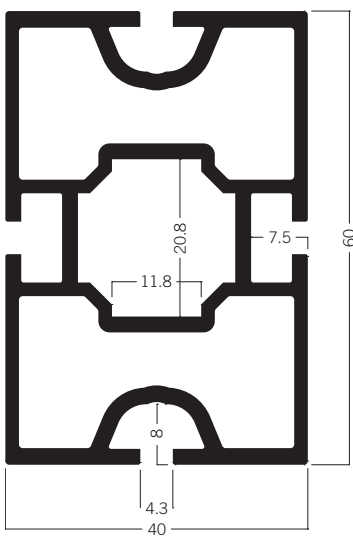
**M 1068** Rectangular extrusion 40 mm  
4.76 kg | 5000 mm



**Z 2100** Beam extrusion 40 mm  
5.99 kg | 5000 mm

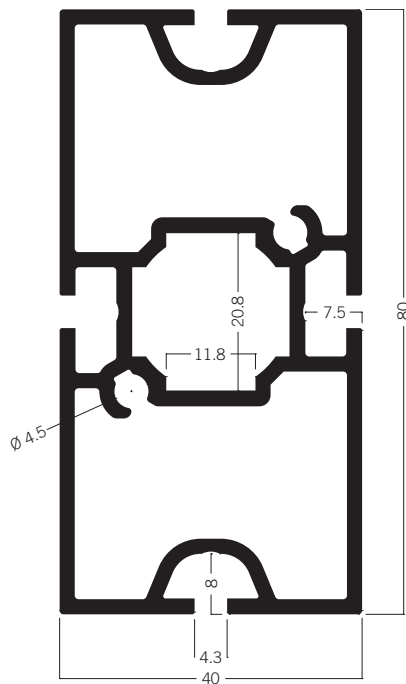


**Z 2105** Beam extrusion 40 mm  
5.56 kg | 5000 mm



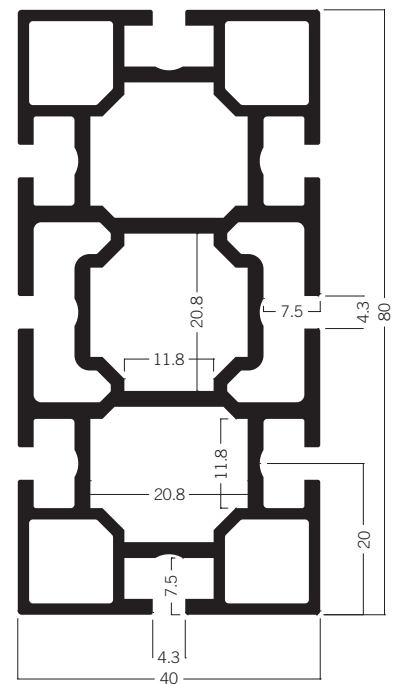
**M 1081** Rectangular extrusion 60 mm  
8.94 kg | 5000 mm

**M 1082** Rectangular extrusion 60 mm  
10.73 kg | 6000 mm



**M 1025** Rectangular extrusion 80 mm  
10.22 kg | 5000 mm

**M 1026** Rectangular extrusion 80 mm  
12.70 kg | 6000 mm



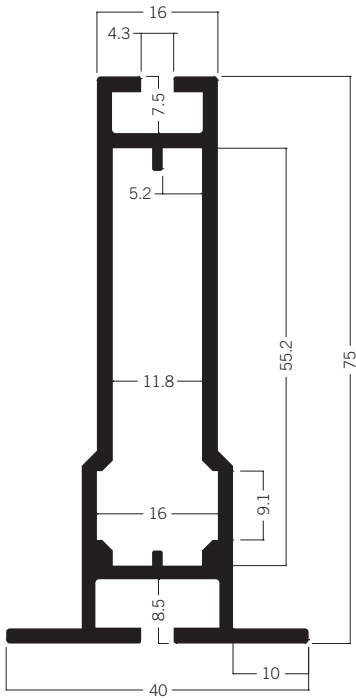
**M 1091** Rectangular extrusion 80 mm  
12.16 kg | 5000 mm

**M 1092** Rectangular extrusion 80 mm  
14.60 kg | 6000 mm

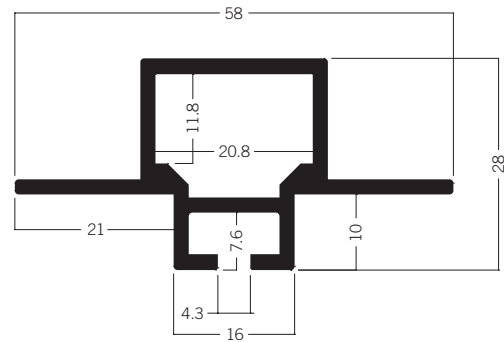


# UPRIGHTS AND BEAMS

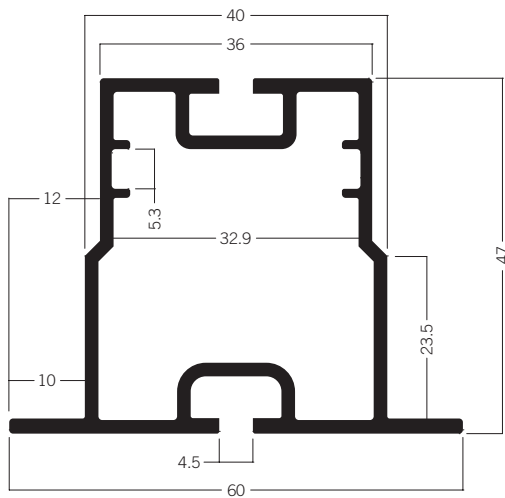
## Rectangular Extrusions



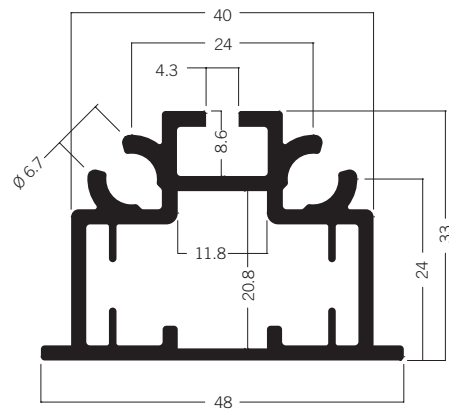
**W 901** Frame extrusion 40 mm Panel  
7.51 kg | 6000 mm



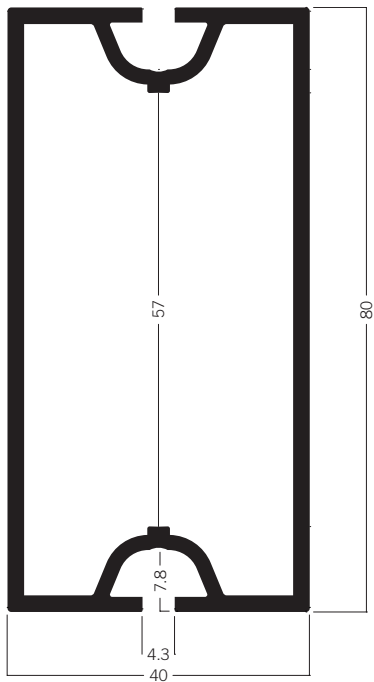
**W 905** T-connection extrusion 58 mm  
3.96 kg | 5000 mm



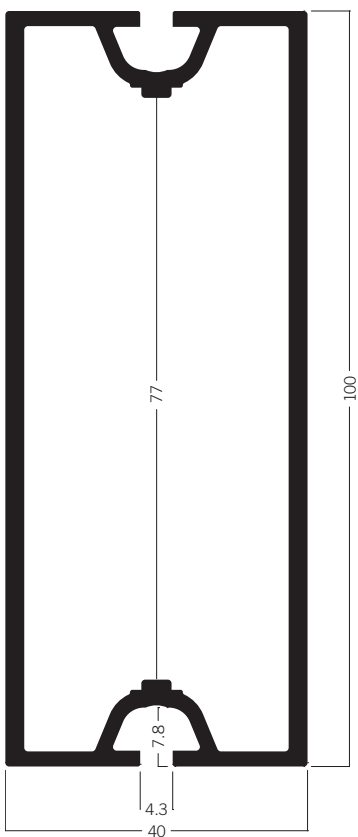
**W 825/USA\*** Frame extrusion 60 mm Panel (USA)  
7.20 kg | 5000 mm



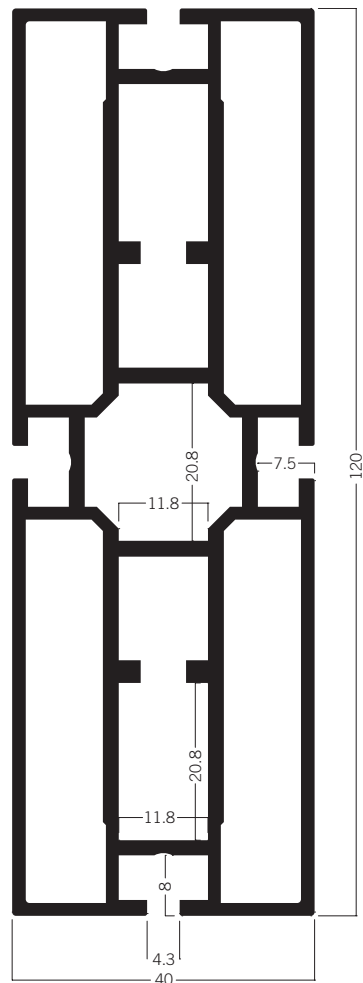
**S 1610** Frame extrusion 48 mm  
6.48 kg | 6000 mm



**M 1043\*** Rectangular extrusion 80 mm  
5.61 kg | 5000 mm



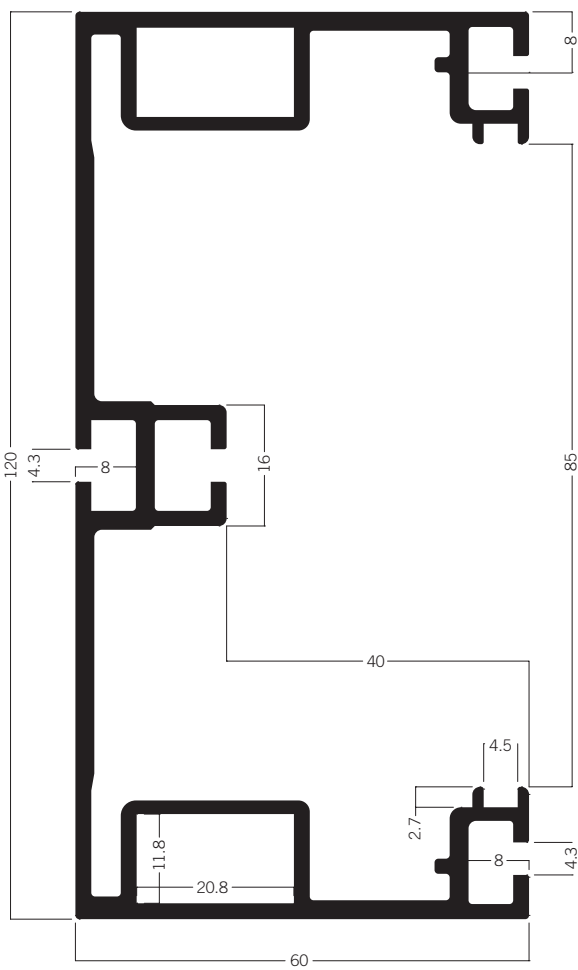
**M 1029** Rectangular extrusion 100 mm  
11.88 kg | 6000 mm



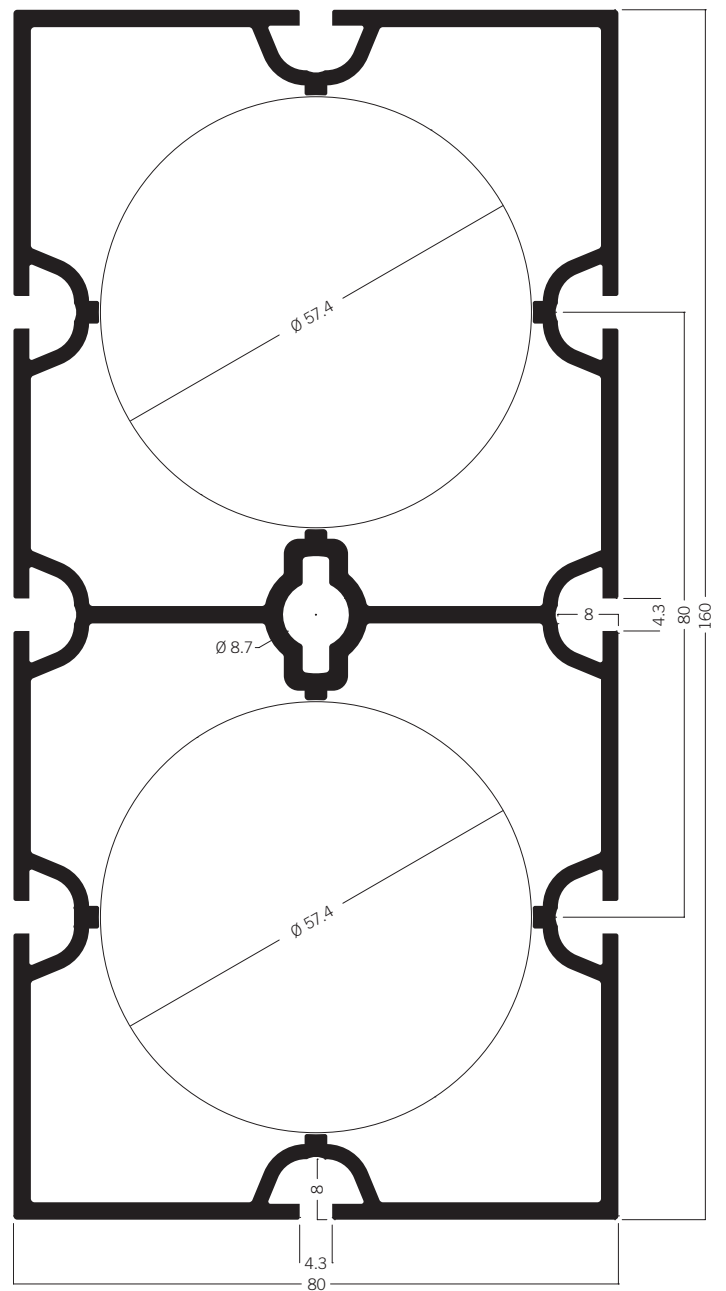
**M 1030** Rectangular extrusion 120 mm  
15.05 kg | 5000 mm

# UPRIGHTS AND BEAMS

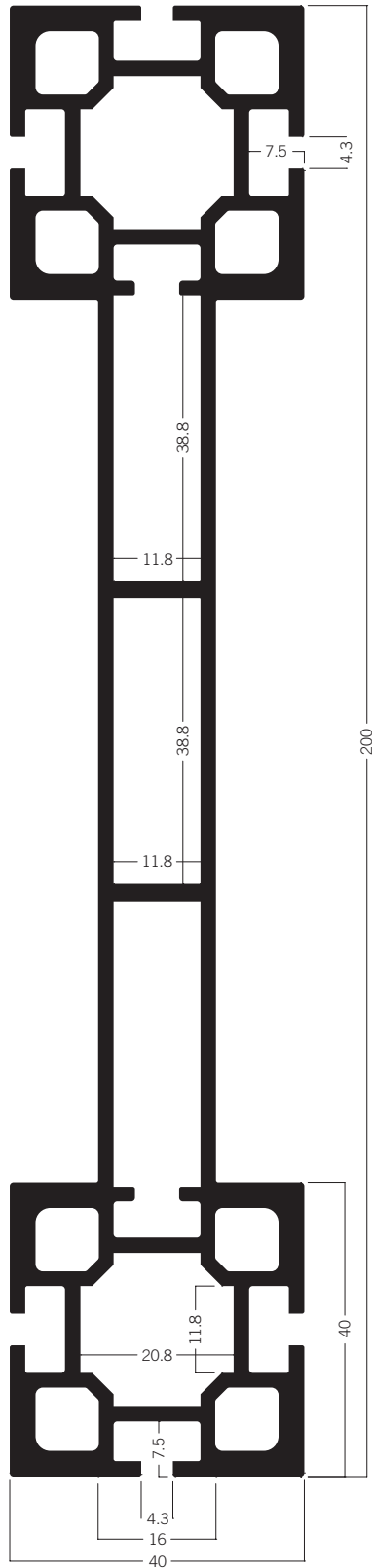
## Rectangular Extrusions



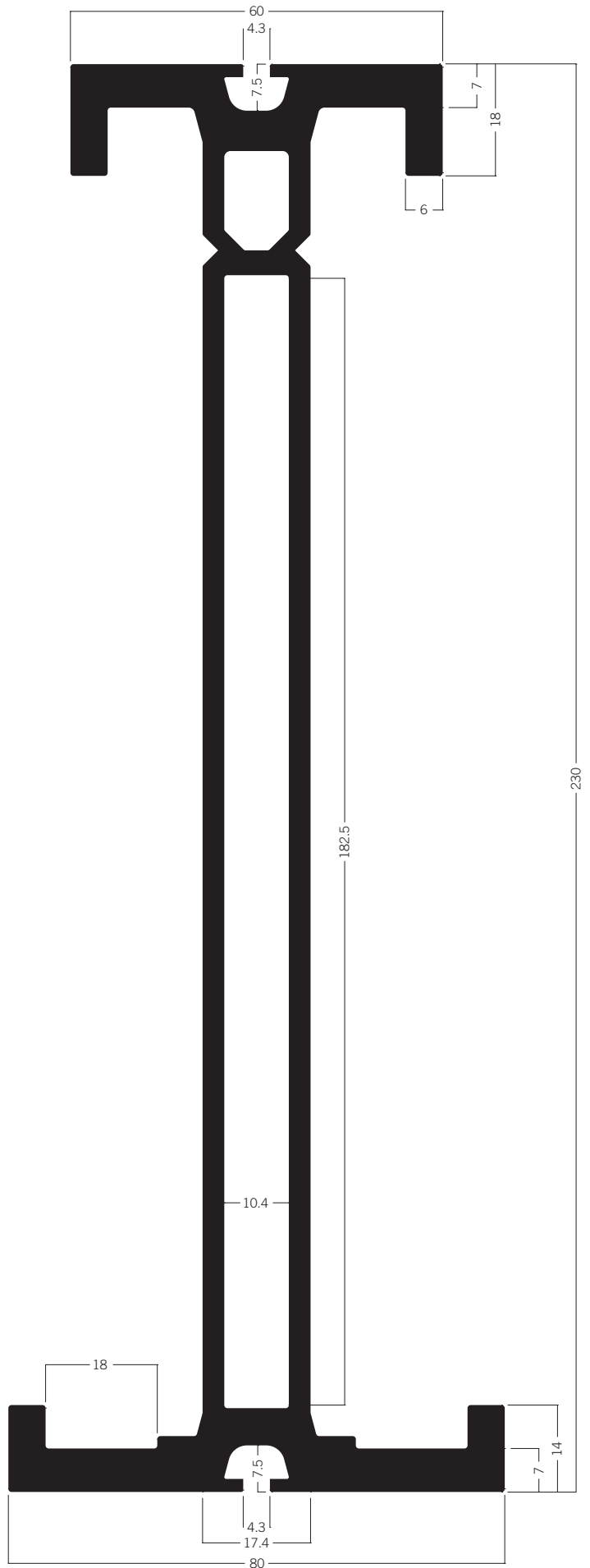
**M 1060** Rectangular extrusion open 120 mm  
12.94 kg | 5000 mm



**M 1052** Rectangular extrusion 160 mm  
28.35 kg | 6930 mm



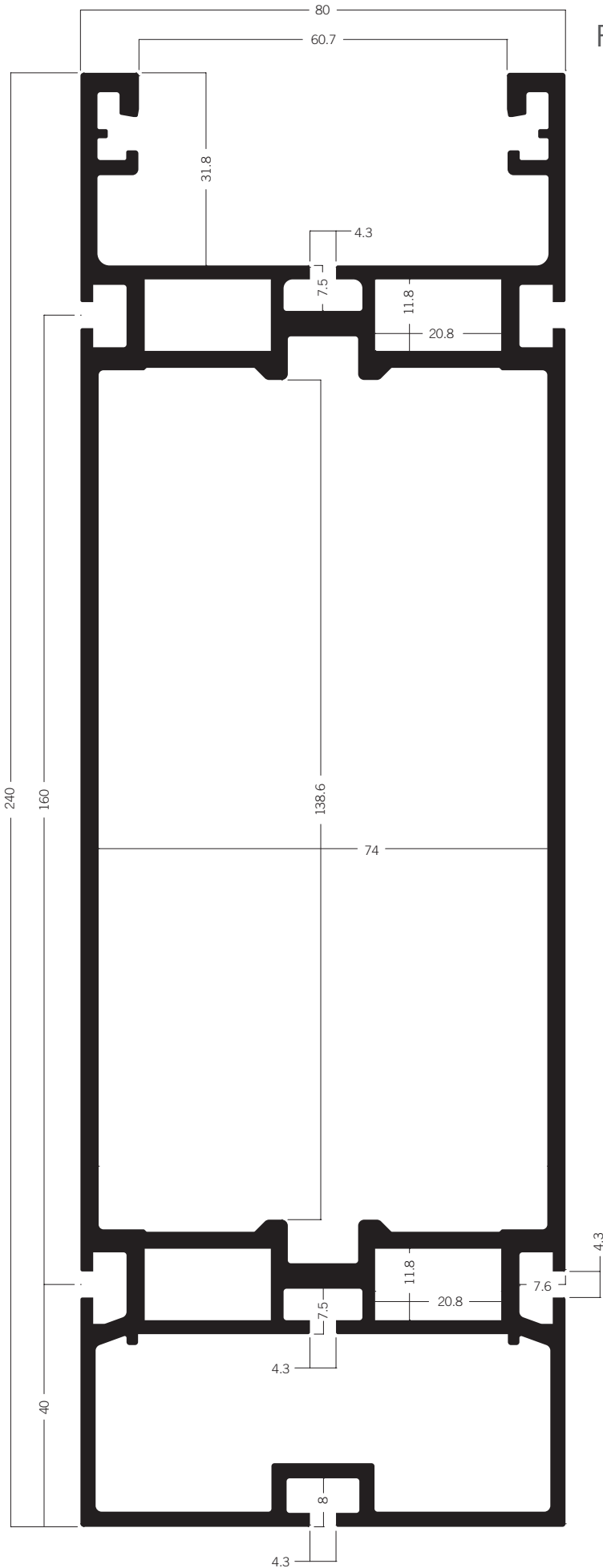
**M 770** Beam extrusion 200 mm  
35.53 kg | 7000 mm



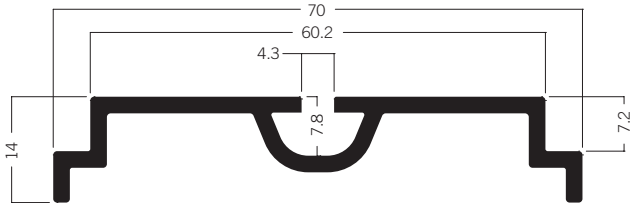
**DFL 230** Beam extrusion 230 mm  
53.24 kg | 7000 mm

# UPRIGHTS AND BEAMS

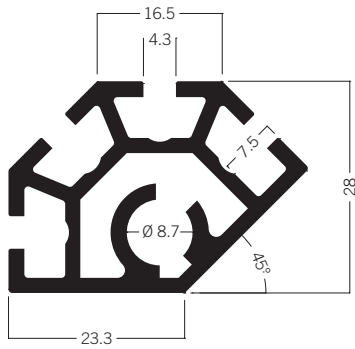
## Rectangular Extrusions



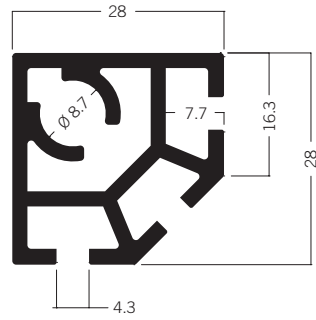
**R 102** Rectangular extrusion 240 mm  
53.23 kg | 6930 mm



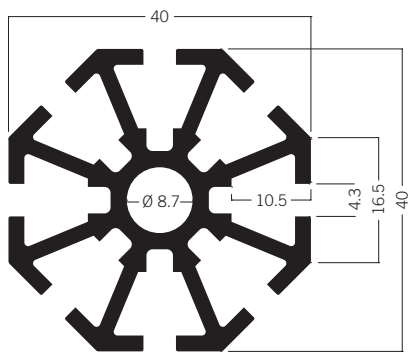
**R 122** Cover extrusion 70 mm  
2.88 kg | 6930 mm



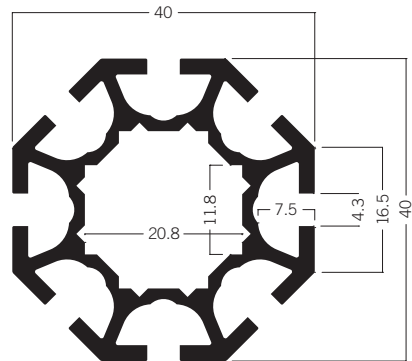
**S 203** Upright extrusion 135°  
4.87 kg | 5000 mm



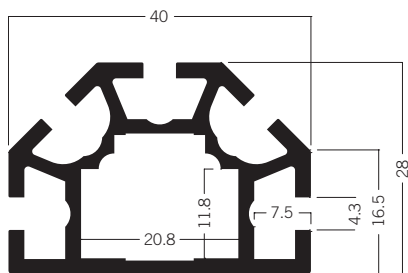
**S 308** Upright extrusion  
4.14 kg | 5000 mm



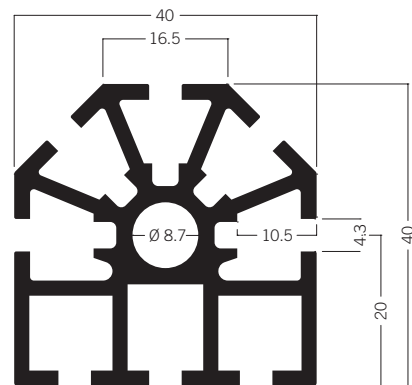
**S 100** Upright extrusion 40 mm  
6.80 kg | 5000 mm



**S 108** Upright extrusion 40 mm  
5.35 kg | 5000 mm



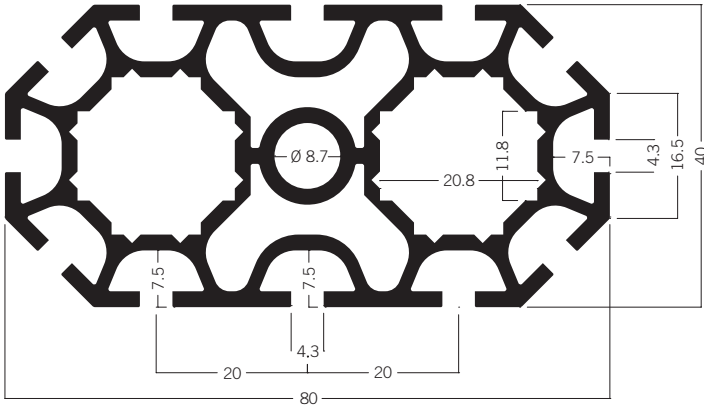
**S 201** Upright extrusion 40 mm  
4.25 kg | 5000 mm



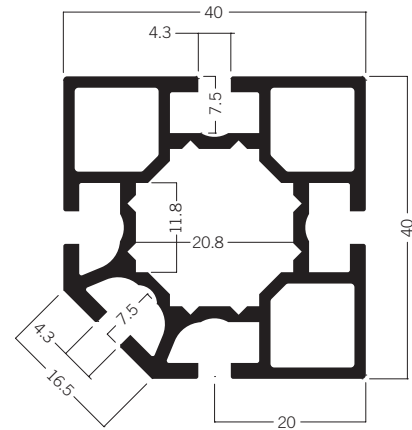
**S 202** Upright extrusion 40 mm  
7.20 kg | 5000 mm

# UPRIGHTS AND BEAMS

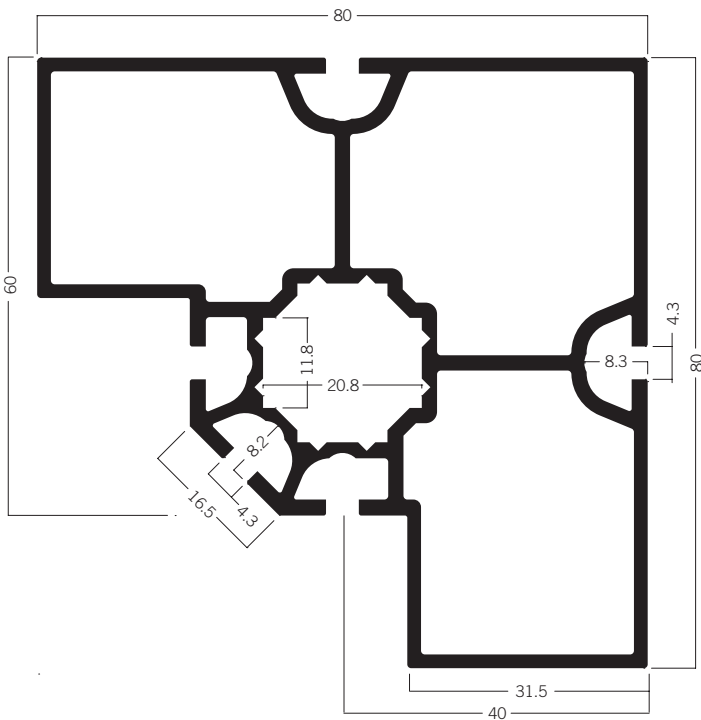
## Octagonal Extrusions



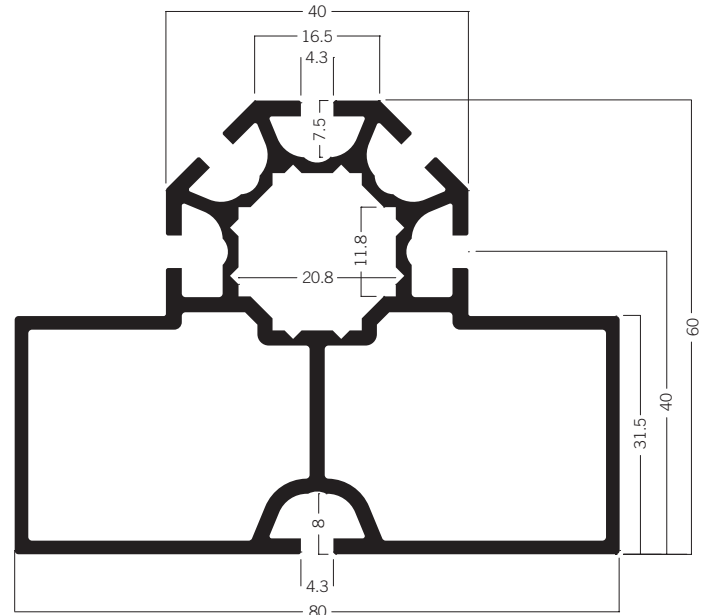
**S 408** Upright extrusion 80 mm  
12.64 kg | 5000 mm



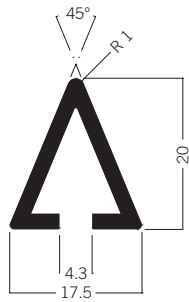
**S 380** Upright extrusion  
5.97 kg | 5000 mm



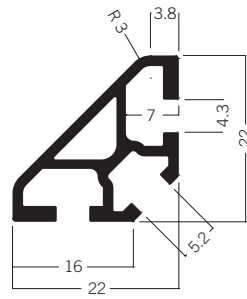
**S 850** Upright extrusion  
12.20 kg | 5000 mm



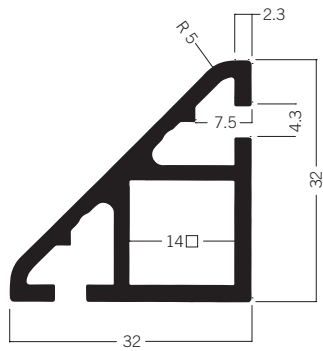
**S 855** Upright extrusion  
10.10 kg | 5000 mm



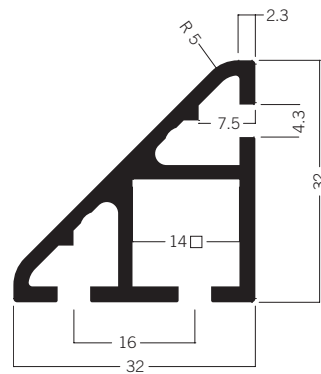
**S 206** Interior corner extrusion 45°  
1.41 kg | 5000 mm



**M 1622** Triangular extrusion  
1.77 kg | 5000 mm



**S 1302\*** Triangular extrusion  
3.20 kg | 5000 mm

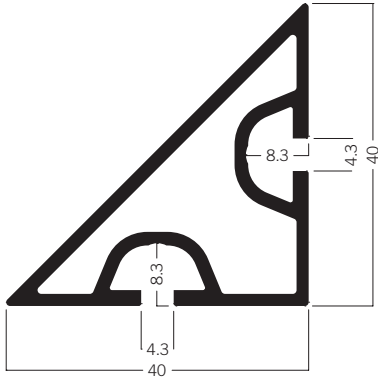


**S 1303** Triangular extrusion  
3.19 kg | 5000 mm

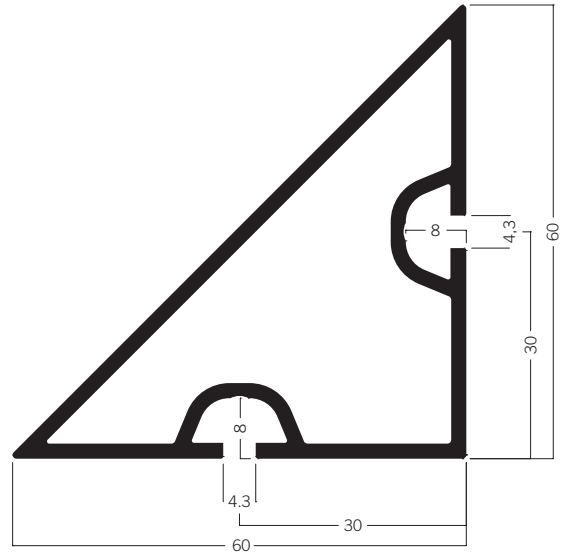


# UPRIGHTS AND BEAMS

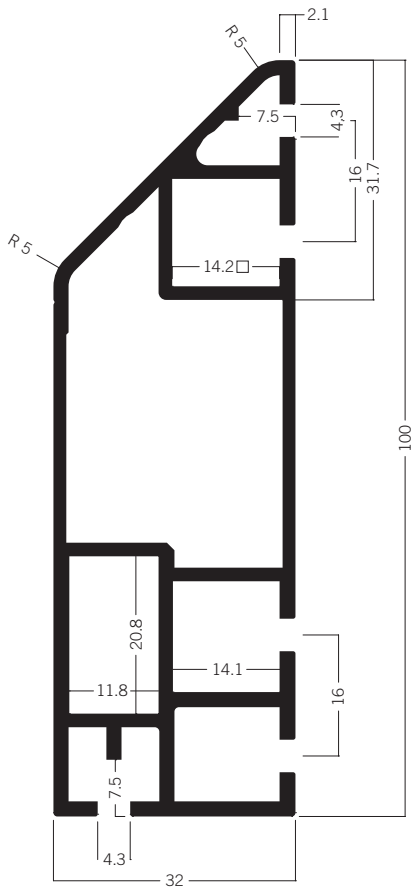
## Triangular Extrusions



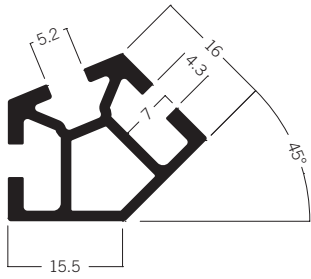
**M 1072** Triangular extrusion  
4.85 kg | 6000 mm



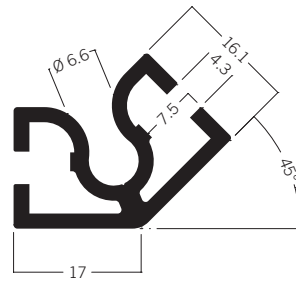
**M 1170** Triangular extrusion  
7.63 kg | 6000 mm



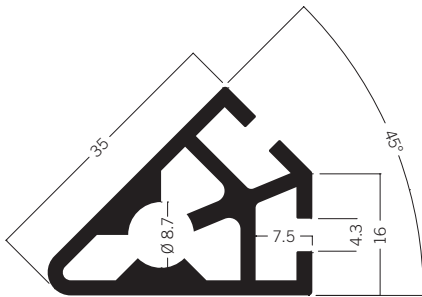
**S 1310** Triangular extrusion  
9.28 kg | 5000 mm



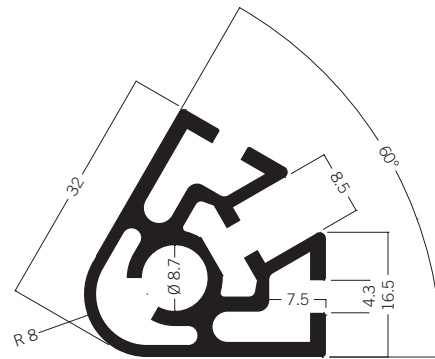
**M 1629** Exterior corner extrusion 135°  
2.15 kg | 5000 mm



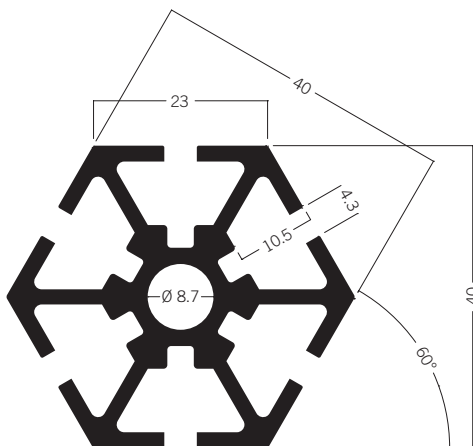
**V 2020** Exterior corner extrusion 135°  
2.63 kg | 5000 mm



**S 302** Upright extrusion 45°  
4.03 kg | 5000 mm



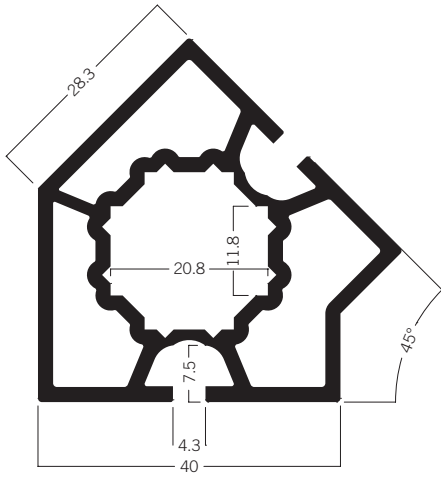
**S 303** Upright extrusion 60°  
4.20 kg | 5000 mm



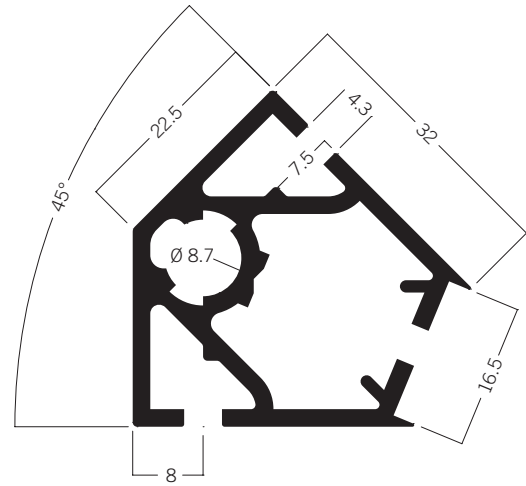
**S 500** Upright extrusion 60°  
6.98 kg | 5000 mm

# UPRIGHTS AND BEAMS

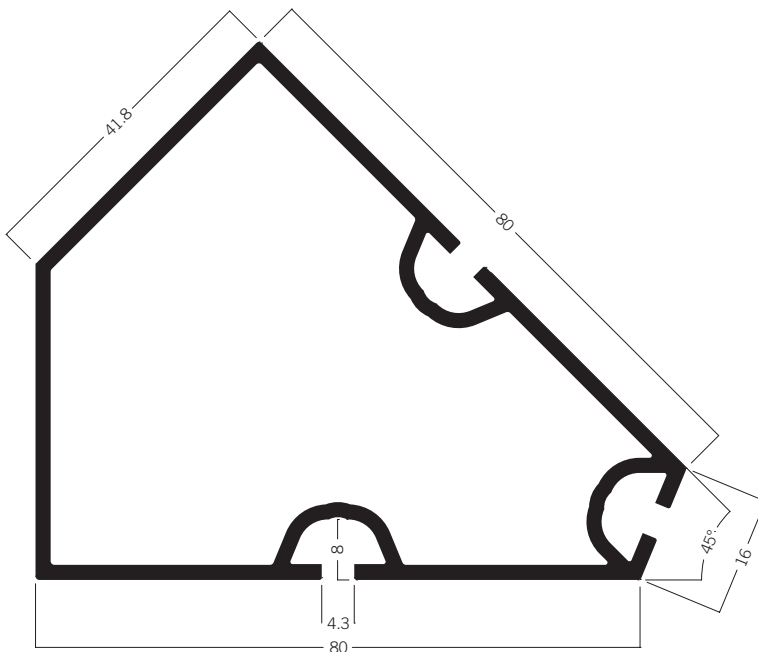
## Corner Extrusions



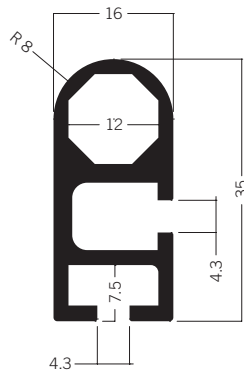
**M 1009** Exterior corner extrusion 135°  
7.82 kg | 6000 mm



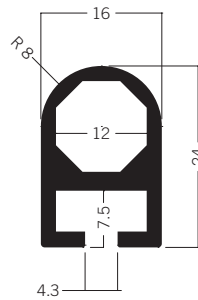
**S 1129** Exterior corner extrusion 135°  
4.74 kg | 5000 mm



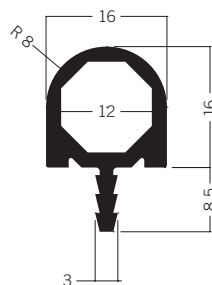
**M 1070** Exterior corner extrusion 135°  
8.38 kg | 5000 mm



**S 250** Hinged extrusion 35 mm  
3.14 kg | 5000 mm



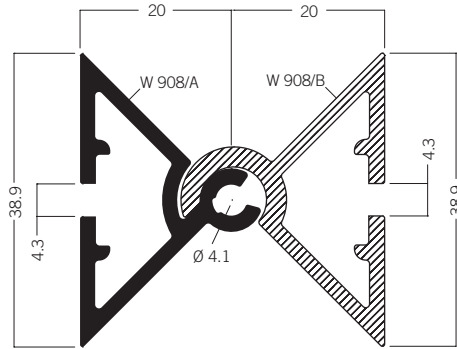
**S 251** Hinged extrusion 24 mm  
2.24 kg | 5000 mm



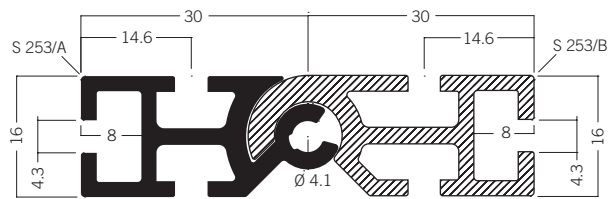
**S 252** Hinged extrusion 16 mm  
1.73 kg | 5000 mm

# UPRIGHTS AND BEAMS

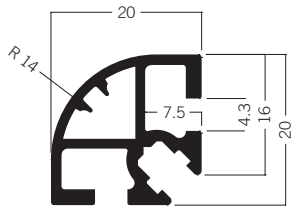
## Hinged Extrusions



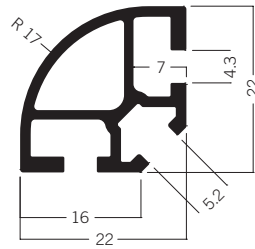
**W 908** Hinged extrusion  
5.60 kg | 5000 mm



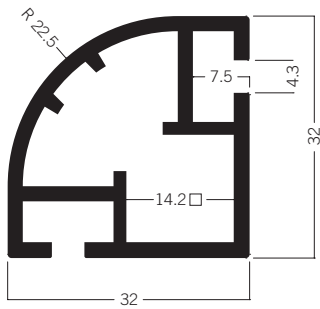
**S 253** Hinged extrusion  
7.64 kg | 5000 mm



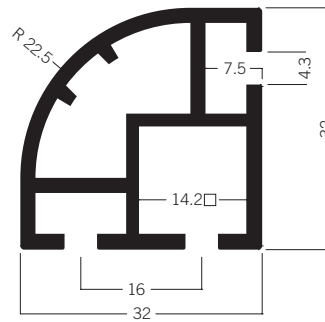
**M 1600** Quarter-round extrusion  
2.00 kg | 5000 mm



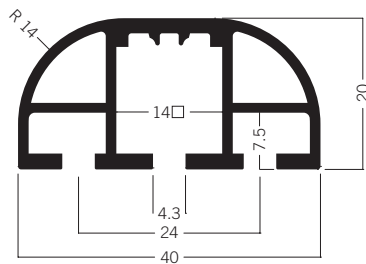
**M 1620** Quarter-round extrusion  
1.80 kg | 5000 mm



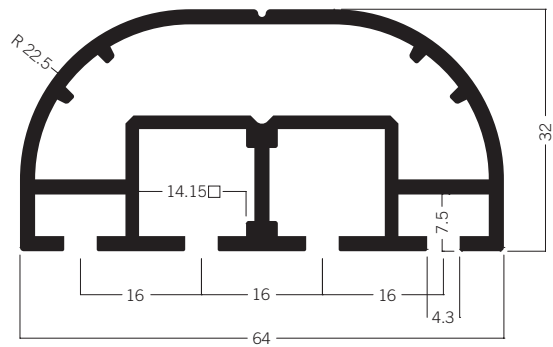
**S 1100** Quarter-round extrusion  
4.06 kg | 5000 mm



**S 1105** Quarter-round extrusion  
4.02 kg | 5000 mm



**M 1606** Semi-circular extrusion  
3.04 kg | 5000 mm



**S 1106** Semi-circular extrusion  
6.98 kg | 5000 mm

# UPRIGHTS AND BEAMS

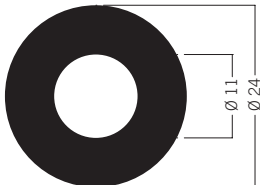
## Round Extrusions



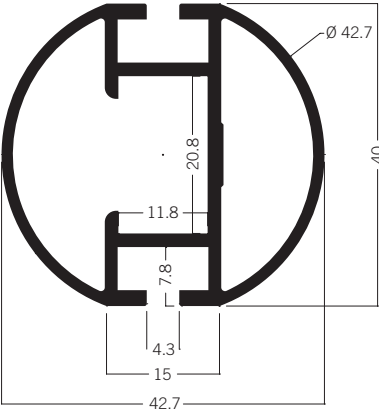
**M 1458** Round extrusion 10 mm  
0.38 kg | 5000 mm



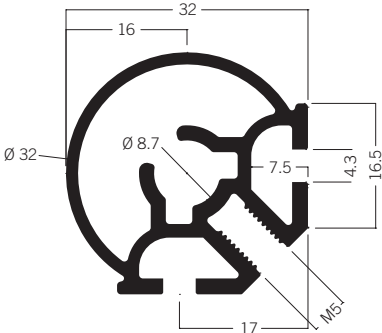
**M 1460** Round extrusion 16 mm  
2.57 kg | 6000 mm



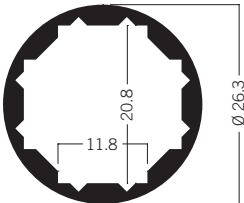
**M 1140** Round extrusion 24 mm  
4.69 kg | 5000 mm



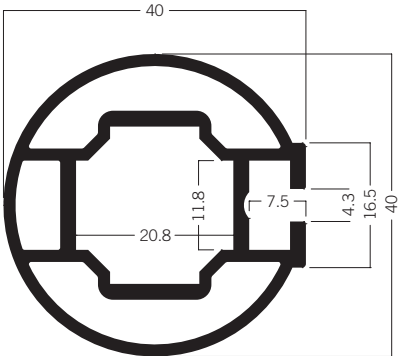
**Q 43** Round extrusion 40 mm  
4.84 kg | 5450 mm



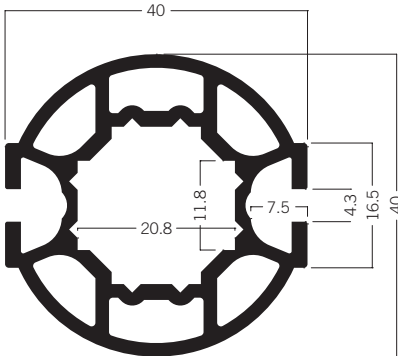
**S 1200** Quarter-round extrusion  
3.78 kg | 5000 mm



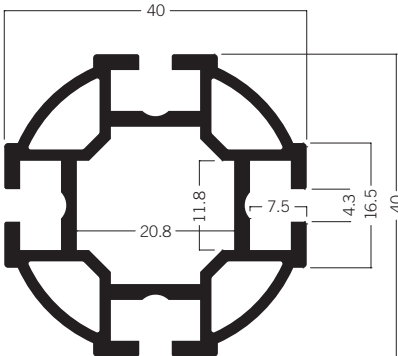
**M 1208** Round extrusion 26.3 mm  
2.17 kg | 5000 mm



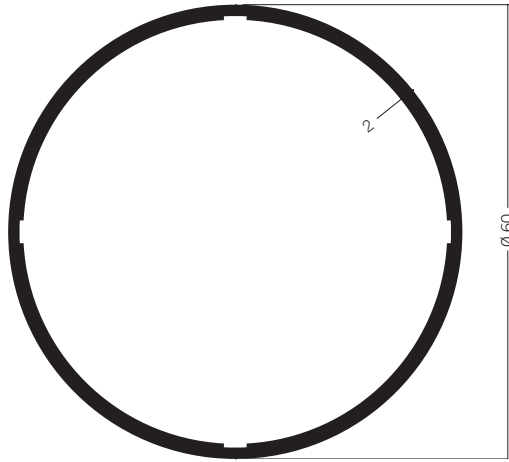
**M 1201** Round extrusion 40 mm  
5.25 kg | 5000 mm



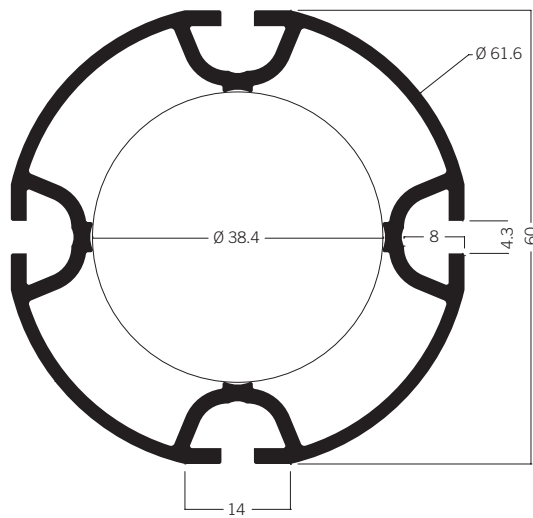
**M 1202** Round extrusion 40 mm  
6.10 kg | 5000 mm



**M 1204** Round extrusion 40 mm  
5.59 kg | 5000 mm



**Q 60** Round extrusion 60 mm  
5.02 kg | 5000 mm

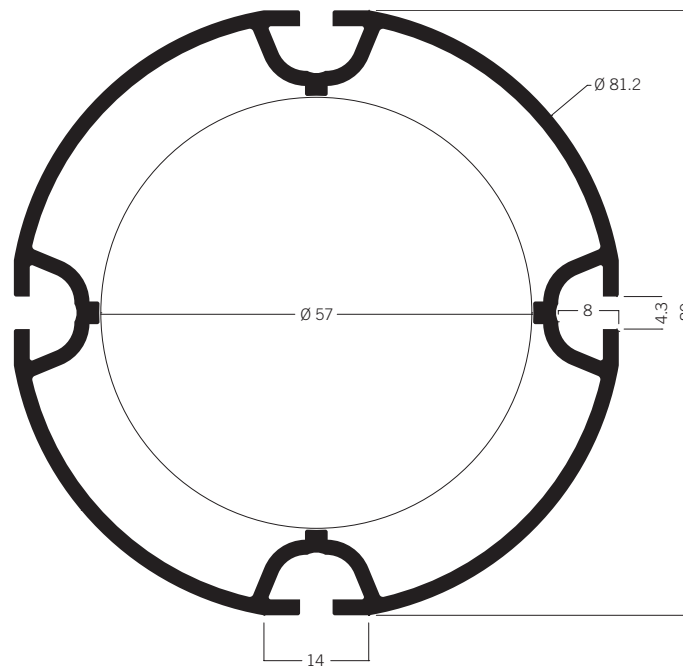


**M 1210** Round extrusion 60 mm  
6.76 kg | 5000 mm

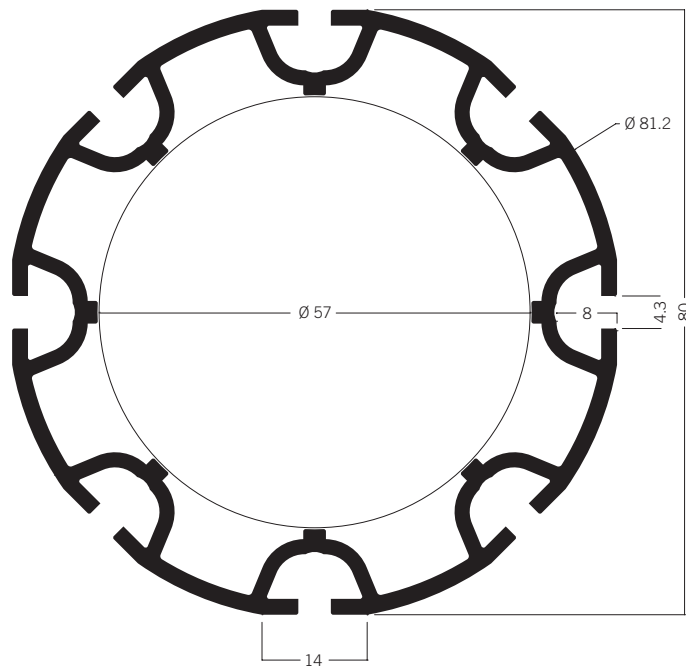


# UPRIGHTS AND BEAMS

## Round Extrusions



**M 1220** Round extrusion 80 mm  
8.73 kg l 5000 mm

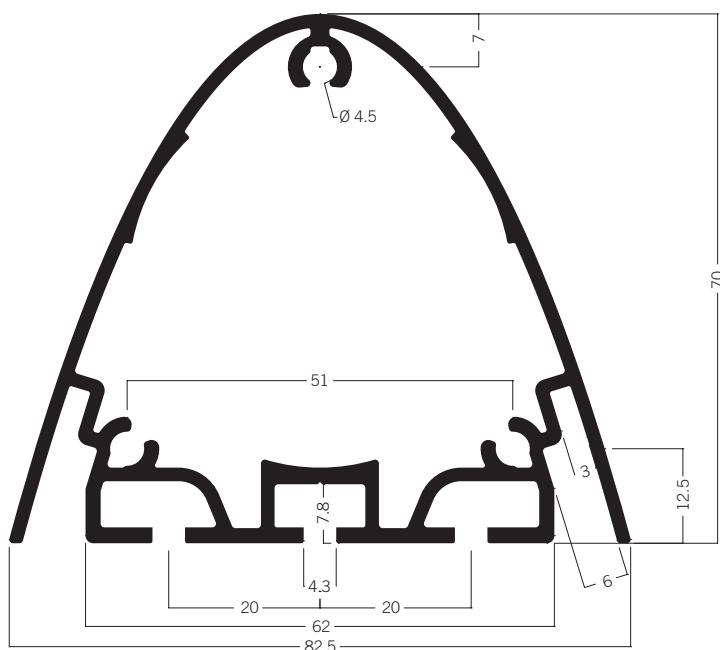


**M 1222** Round extrusion 80 mm  
10.97 kg l 5000 mm

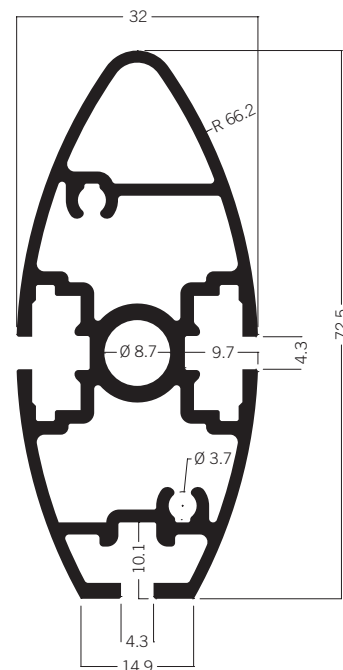


# UPRIGHTS AND BEAMS

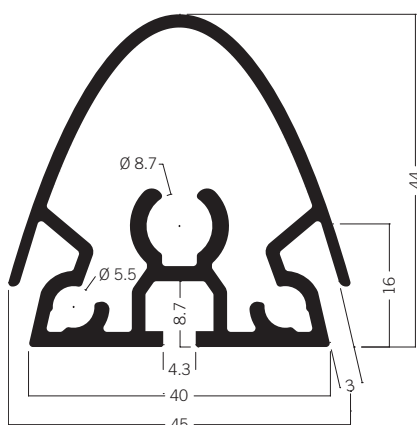
## Oval Extrusions



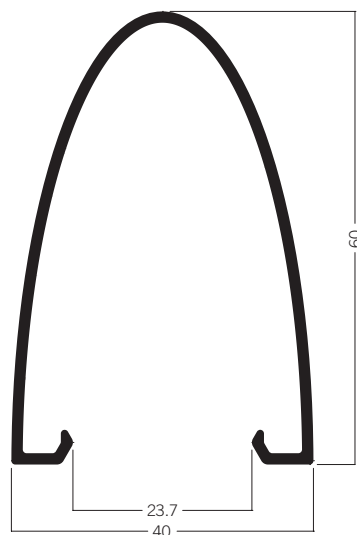
**S 3050** Oval extrusion  
11.34 kg | 6000 mm



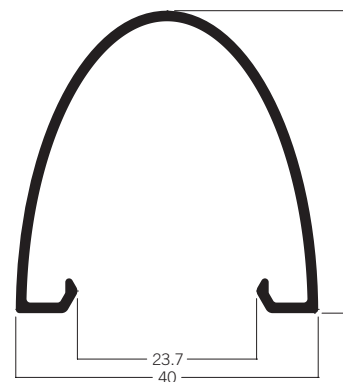
**S 6105** Oval extrusion 32 × 72.5 mm  
7.65 kg | 5000 mm



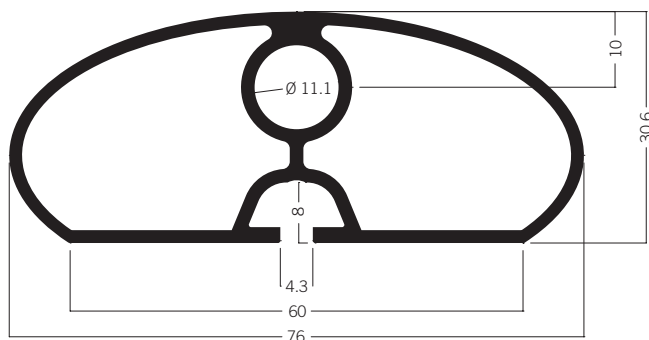
**M 1502** Louver extrusion  
5.59 kg | 5000 mm



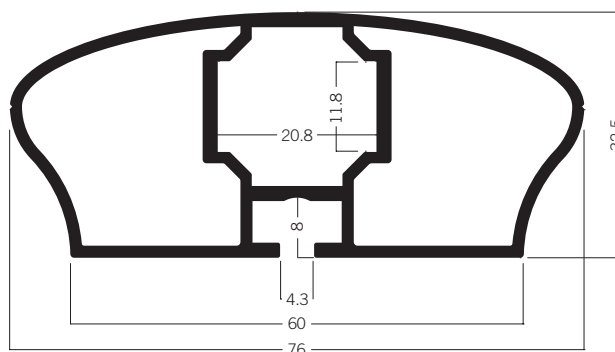
**M 1486** Oval cover extrusion 60 mm  
3.05 kg | 5000 mm



**M 1483** Oval cover extrusion 40 mm  
2.15 kg | 5000 mm




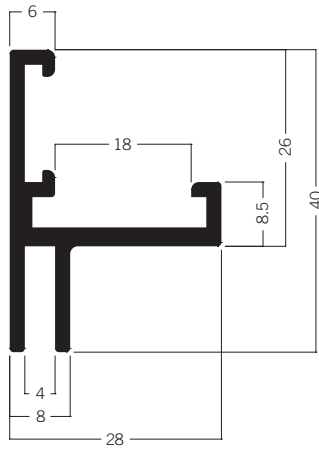
**DFL 400** Handrail extrusion  
6.96 kg | 6000 mm



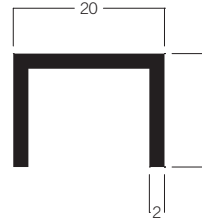
**DFL 400A\*** Handrail extrusion  
7.12 kg | 6000 mm

# FABRIC MOUN TING

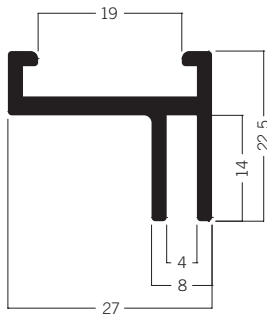




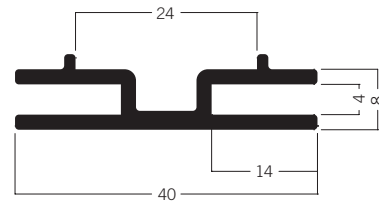
**M 1302** Tension fabric extrusion 40 mm  
3.49 kg | 6000 mm



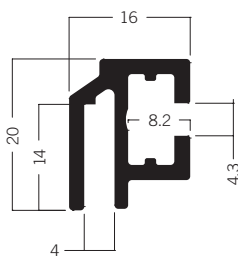
**M 1312** U-channel extrusion  
1.56 kg | 6000 mm



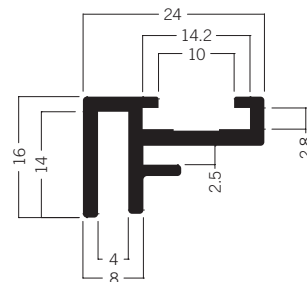
**M 1309** Tension fabric extrusion 22.5 mm  
2.53 kg | 6000 mm



**M 1310** Tension fabric extrusion 40 mm  
2.69 kg | 6000 mm



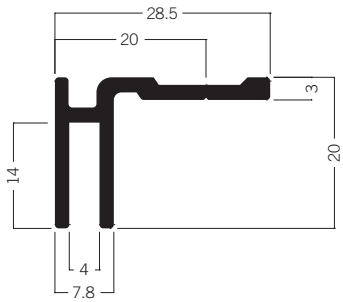
**M 1601** Tension fabric extrusion 20 mm  
2.16 kg | 6000 mm



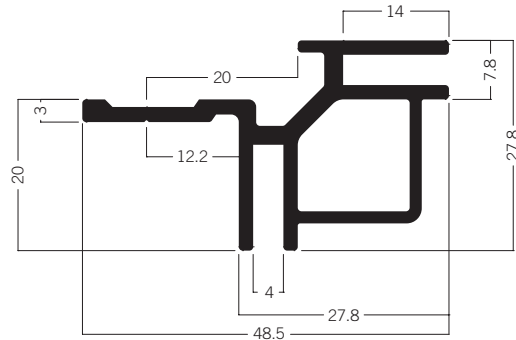
**M 1607** Tension fabric extrusion 16 mm  
1.91 kg | 6000 mm

# FABRIC MOUNTING

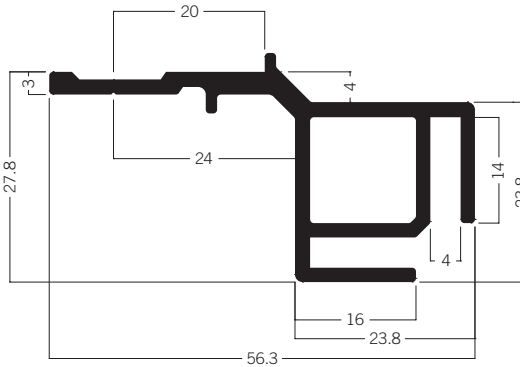
## Tension Fabric Extrusions



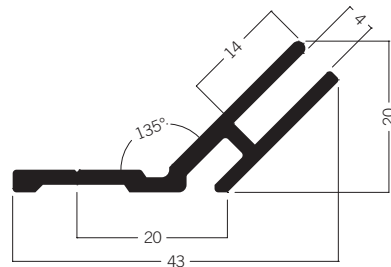
**M 1322** Tension fabric extrusion 20 mm  
2.03 kg | 6000 mm



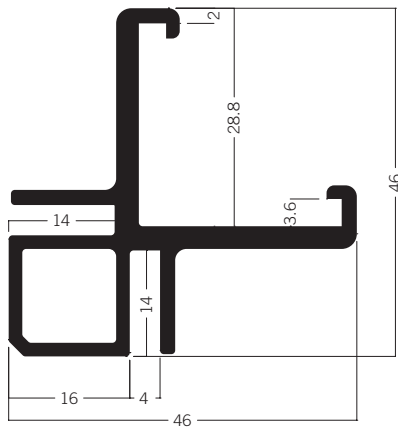
**M 1322/E** Tension fabric extrusion, external corner  
4.42 kg | 6000 mm



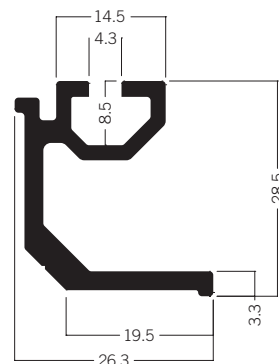
**M 1322/I** Tension fabric extrusion, internal corner  
4.61 kg | 6000 mm



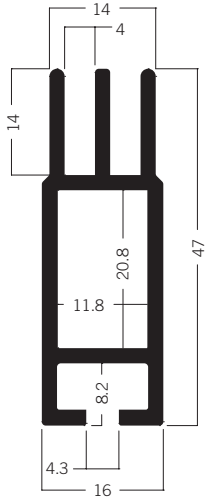
**M 1321** Tension fabric extrusion 135°  
2.29 kg | 6000 mm



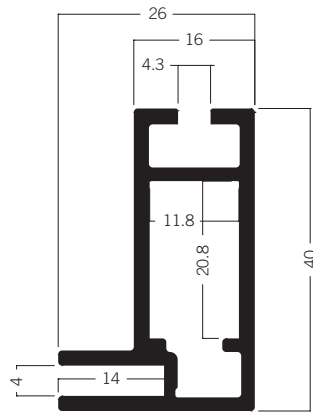
**M 1332** Tension fabric extrusion, cube  
5.94 kg | 6000 mm



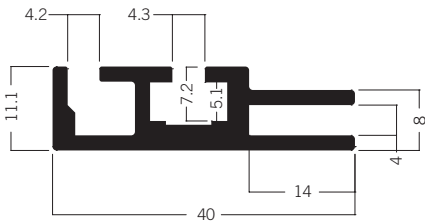
**M 1326** Connection extrusion, cube  
3.27 kg | 6000 mm



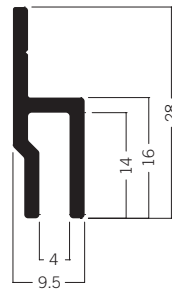
**M 1504** Tension fabric extrusion, cube  
4.57 kg | 6000 mm



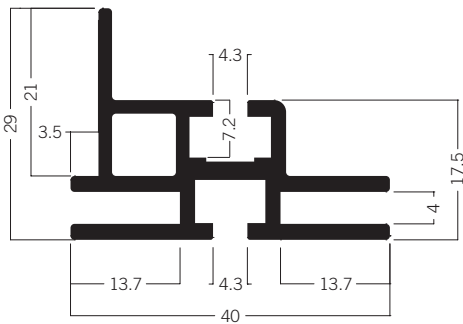
**M 1306** Tension fabric extrusion 40 mm  
4.55 kg | 6000 mm



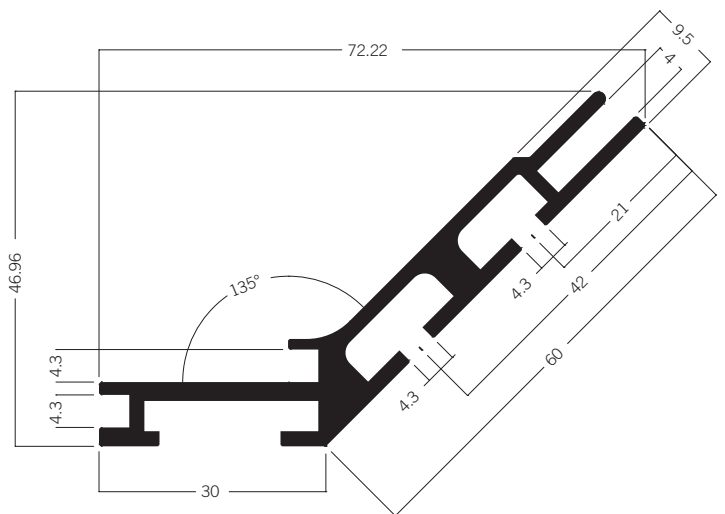
**M 1930** Tension fabric extrusion for light frame 40 mm  
3.41 kg | 6000 mm



**M 1614** Tension fabric extrusion 28 mm  
1.54 kg | 6000 mm



**M 1970** Tension fabric extrusion for light frame 40 mm  
4.34 kg | 6000 mm

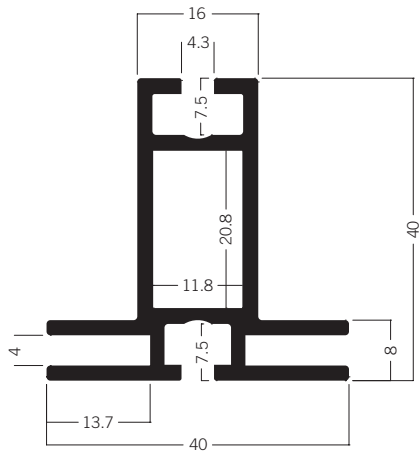


**M 1301** Tension fabric extrusion 135°  
6.55 kg | 6000 mm

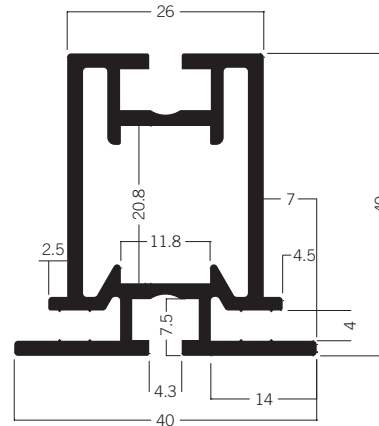


# FABRIC MOUNTING

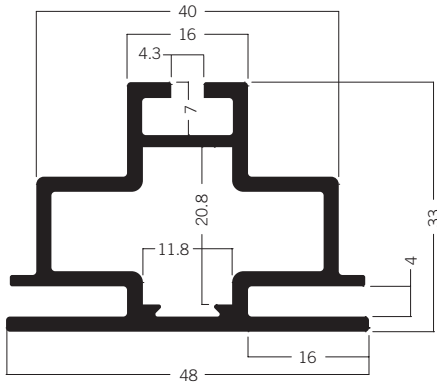
## Tension Fabric Extrusions



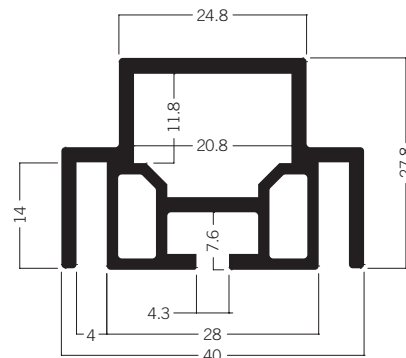
**M 1307** Tension fabric extrusion 40 mm  
5.39 kg | 6000 mm



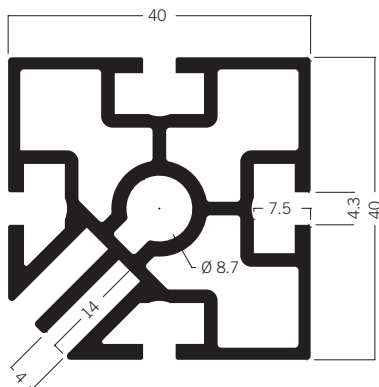
**W 906** Tension fabric extrusion 40 mm  
6.35 kg | 6000 mm



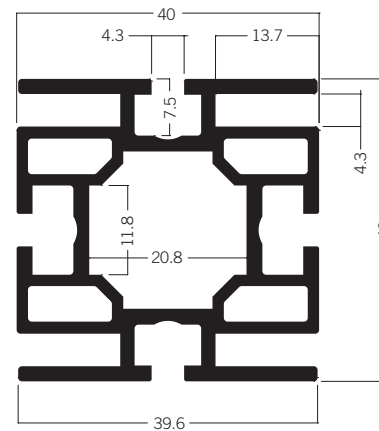
**M 1331** Tension fabric extrusion 48 mm  
6.06 kg | 6000 mm



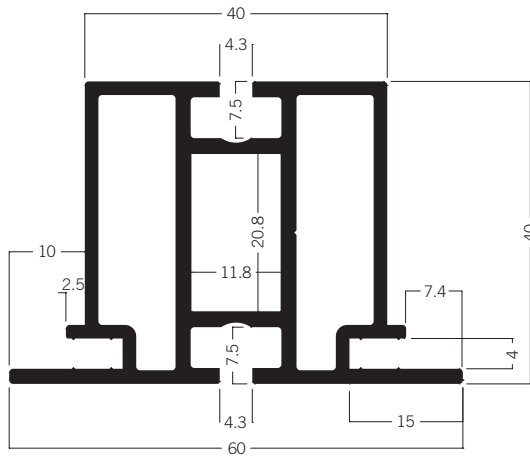
**W 903** T-connection extrusion  
4.59 kg | 5000 mm



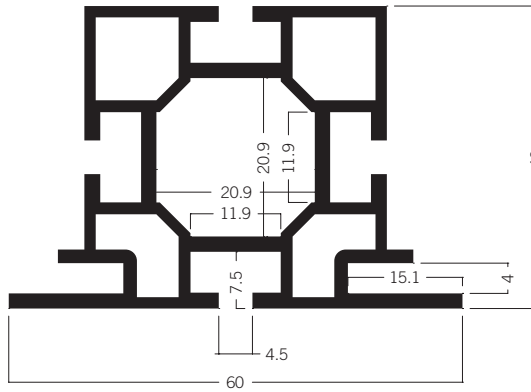
**S 382** Upright extrusion, with silicone edge groove  
6.91 kg | 5000 mm



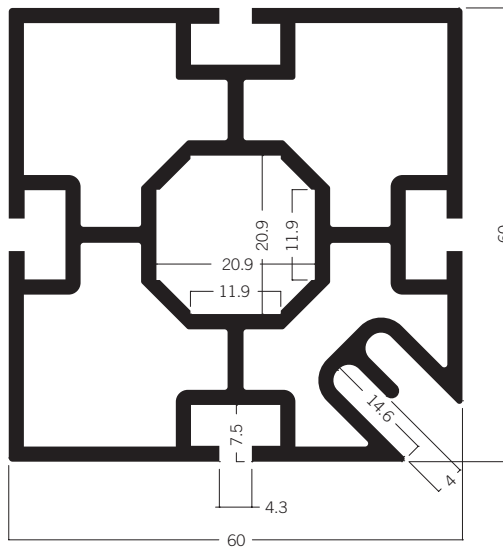
**M 1305** Tension fabric extrusion 40 mm  
8.23 kg | 6000 mm



**W 735\*** Frame extrusion 60 mm universal (USA)  
8.59 kg l 6000 mm



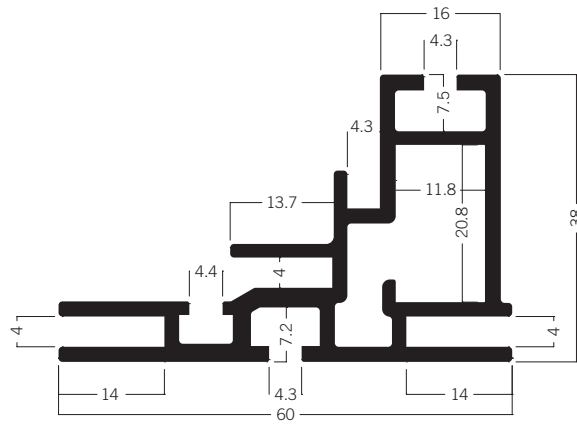
**W 735R\*** Frame extrusion 60 mm universal (USA)  
9.20 kg l 6150 mm



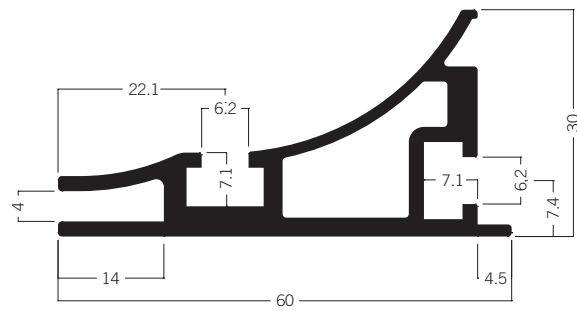
**S 385R\*** Upright extrusion with silicone edge groove (USA)  
14.01 kg l 6150 mm

# FABRIC MOUNTING

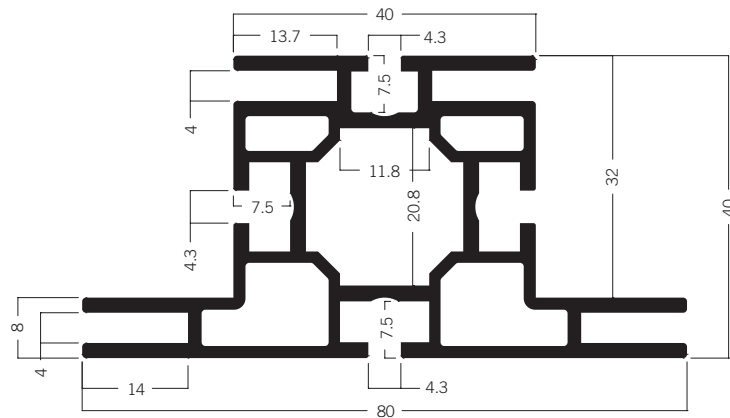
## Tension Fabric Extrusions



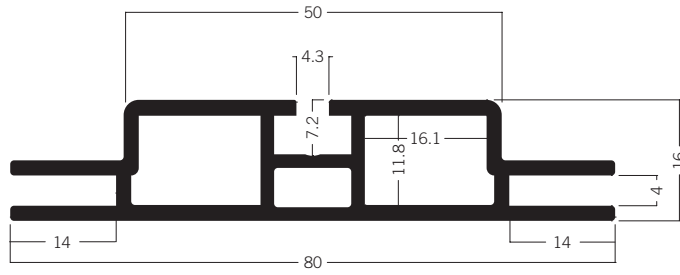
**M 1910** Tension fabric extrusion for light frame 60 mm  
7.62 kg | 6000 mm



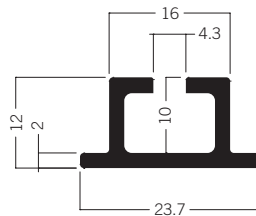
**M 1920** Tension fabric extrusion for light frame 60 mm  
6.07 kg | 6000 mm



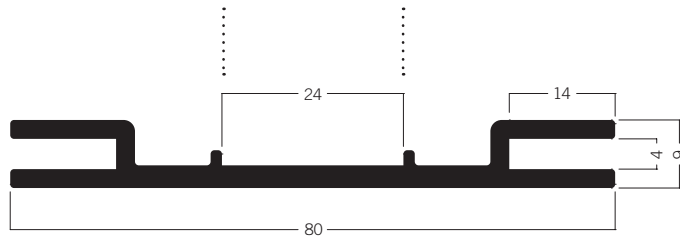
**M 1304** Tension fabric extrusion 80 mm  
10.15 kg | 6000 mm



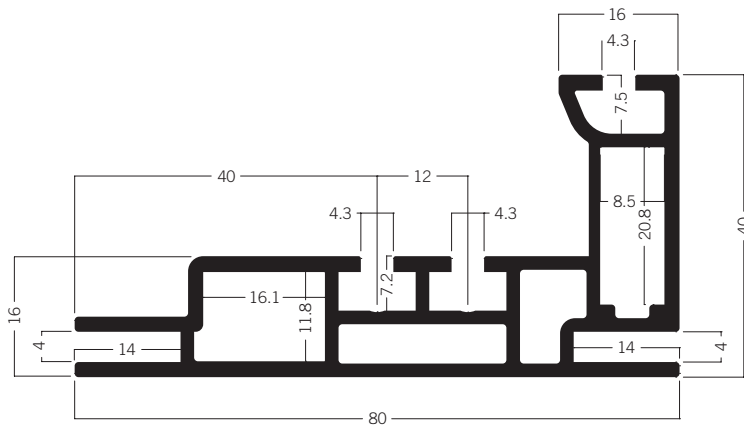
**M 1925** Tension fabric extrusion for light frame 80 mm  
6.55 kg | 6000 mm



**M 1311** Connection extrusion  
1.42 kg | 5000 mm



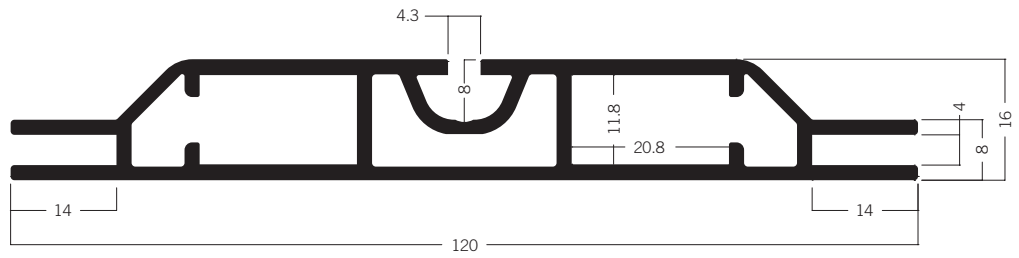
**M 1325** Tension fabric extrusion 80 mm  
5.33 kg | 6000 mm



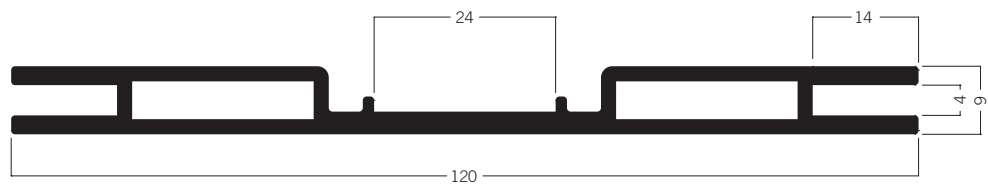
**M 1935** Tension fabric extrusion for light frame 80 mm  
9.58 kg | 6000 mm

# FABRIC MOUNTING

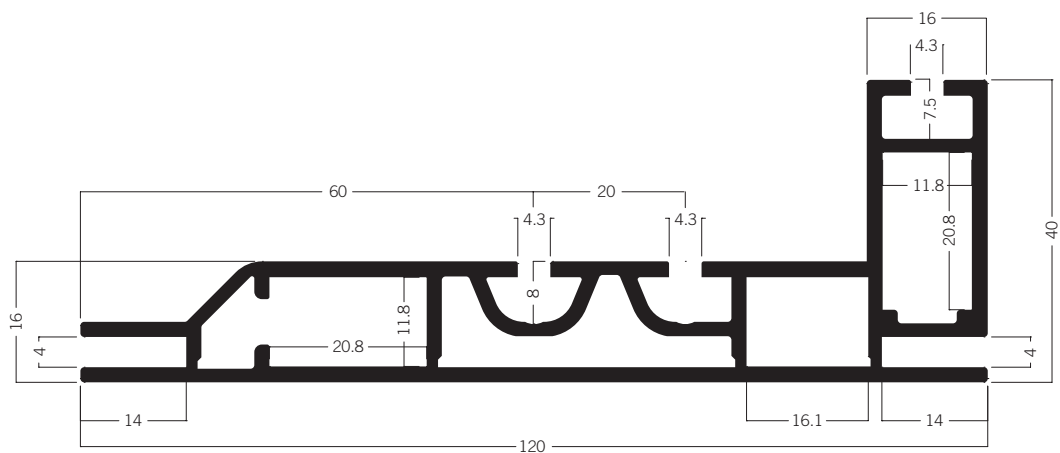
## Tension Fabric Extrusions



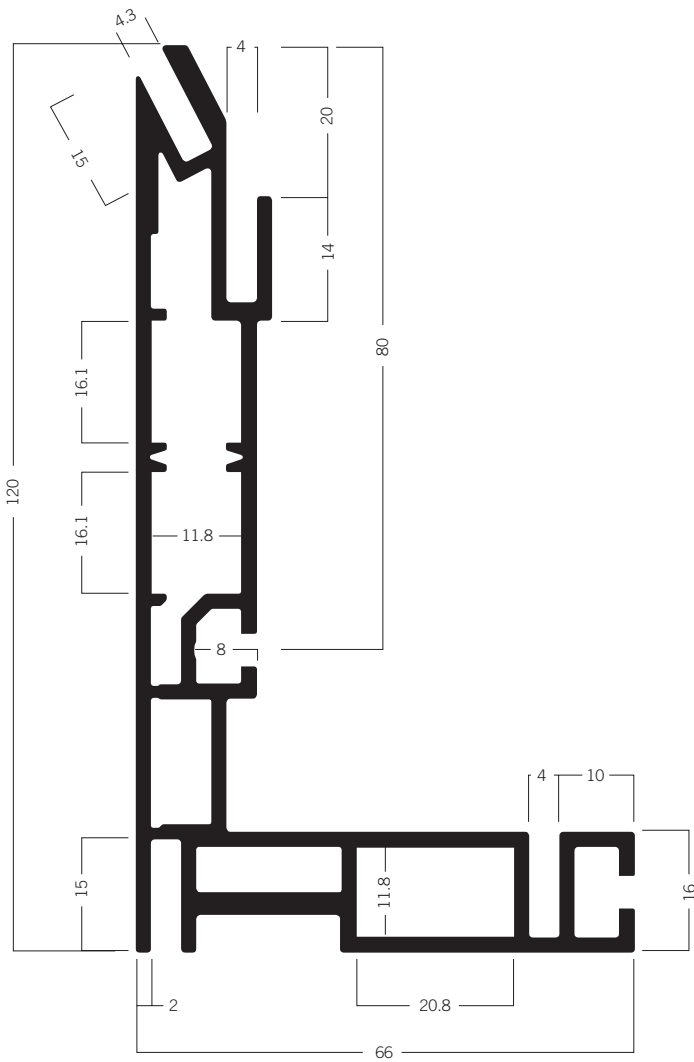
**M 1901** Tension fabric extrusion for light frame 120 mm  
9.77 kg | 6000 mm



**M 1330** Tension fabric extrusion 120 mm  
8.28 kg | 6000 mm



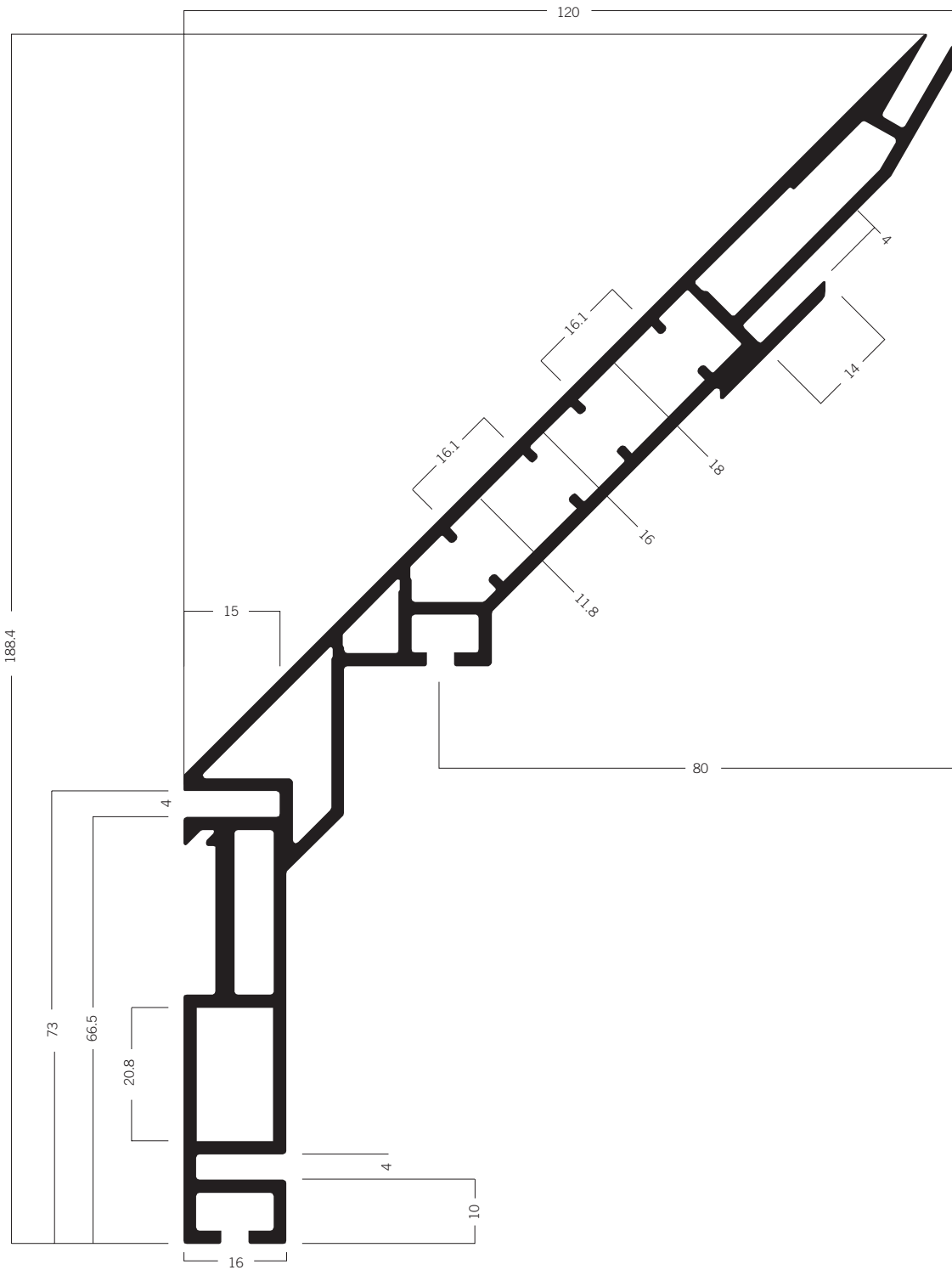
**M 1915** Tension fabric extrusion for light frame 120 mm  
11.90 kg | 6000 mm



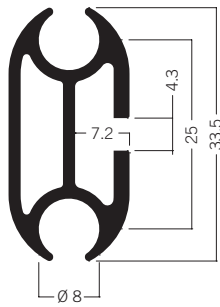
**U 1060** Tension fabric extrusion for light frame 120 mm  
16.20 kg | 6000 mm

# FABRIC MOUNTING

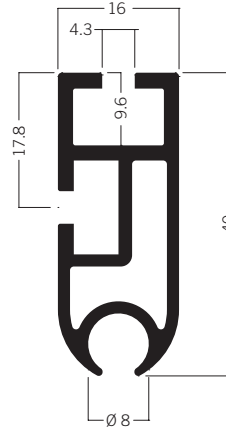
## Tension Fabric Extrusions



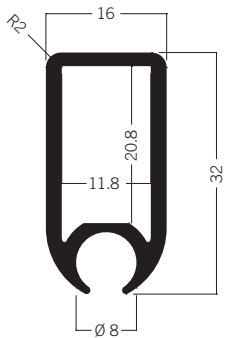
**U 1063** Tension fabric extrusion for light frame 120 mm  
21.51 kg | 6000 mm



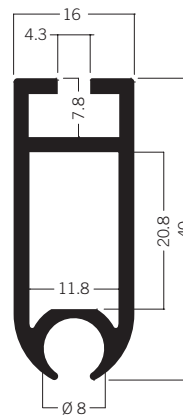
**M 1324** Fabric suspension extrusion 33.5 mm  
2.58 kg | 5000 mm



**M 1356** Fabric suspension extrusion 40 mm  
3.20 kg | 5000 mm



**M 1353** Fabric suspension extrusion 32 mm  
2.45 kg | 5000 mm

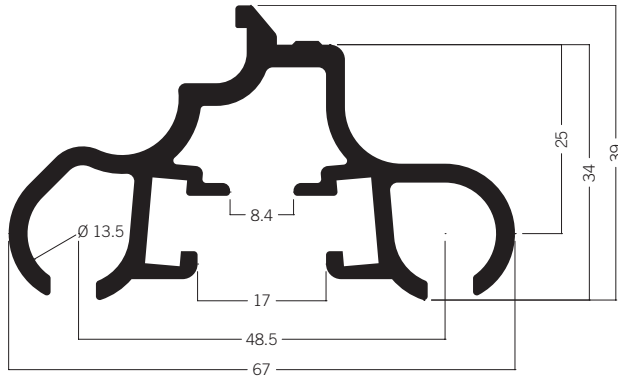


**M 1354** Fabric suspension extrusion 40 mm  
3.18 kg | 5000 mm

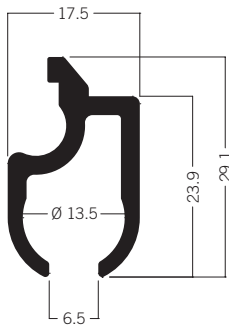


# FABRIC MOUNTING

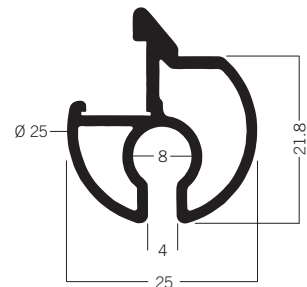
## Fabric Suspension Extrusions



**M 1360** Fabric suspension extrusion  
6.77 kg | 5000 mm




**M 1358** Fabric suspension extrusion  
2.26 kg | 5000 mm



**Q 25** Fabric suspension extrusion  
2.20 kg | 5540 mm

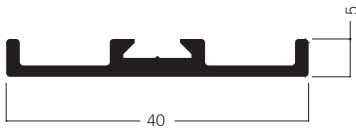
**SPECIAL  
TYPE  
EXTRU  
SIONS**



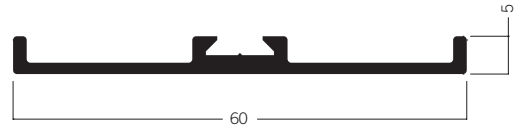


# SPECIAL TYPE EXTRUSIONS

## Cover Extrusions



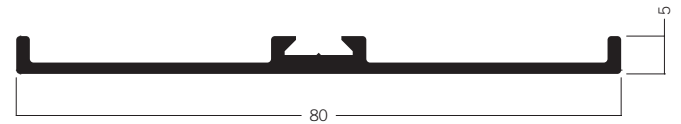
**W 910** Cover extrusion 40 mm  
1.36 kg | 5000 mm



**W 810** Cover extrusion 60 mm  
1.77 kg | 5000 mm



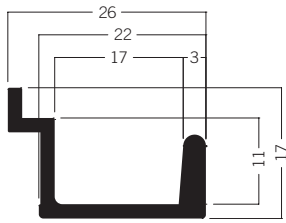
**M 1367** Cover extrusion  
2.12 kg | 5000 mm



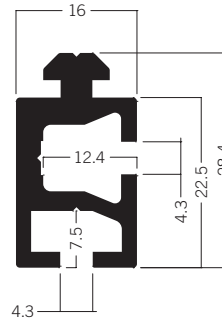
**M 1044** Cover extrusion  
2.16 kg | 5000 mm



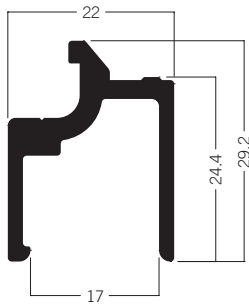
**M 1368** Cover extrusion  
3.10 kg | 5000 mm



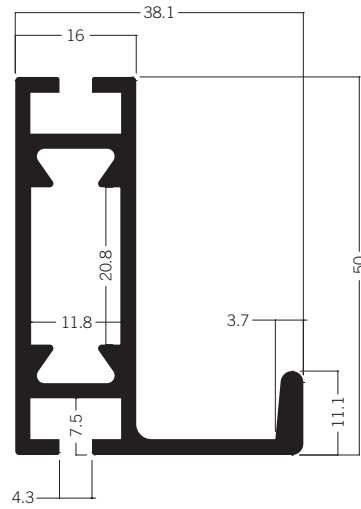
**W 110\*** Adaptor extrusion for cladded wall  
1.47 kg | 5000 mm



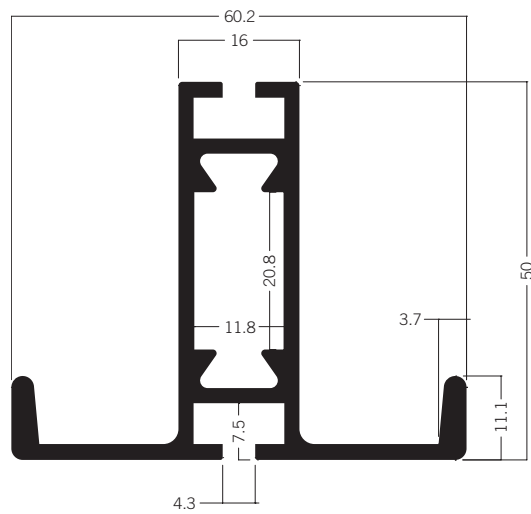
**S 204** Wall insert extrusion  
2.98 kg | 5000 mm



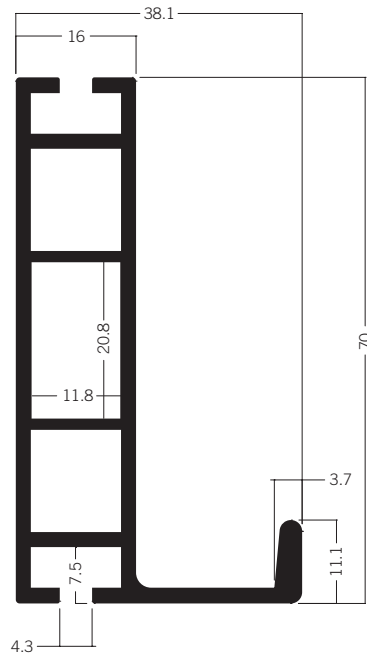
**M 1366** Panel retainer, top  
2.38 kg | 5000 mm



**W 101** Beam extrusion 50 mm  
5.56 kg | 5000 mm



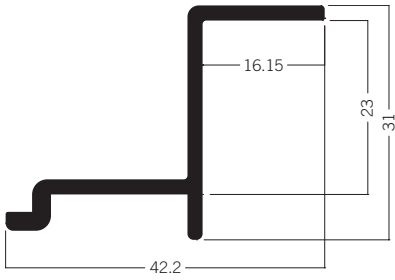
**W 102** Beam extrusion 50 mm  
6.59 kg | 5000 mm



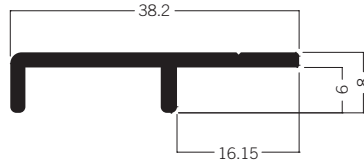
**W 103** Beam extrusion 70 mm  
6.51 kg | 5000 mm

# SPECIAL TYPE EXTRUSIONS

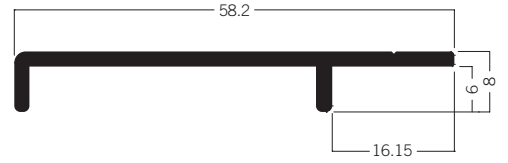
## Wall Panel Retainer



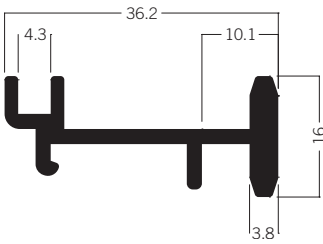
**M 1563** Wall panel retainer, top  
2.09 kg | 5000 mm



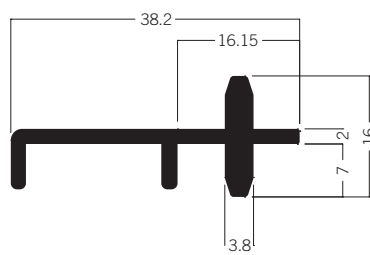
**M 1562** Wall panel retainer, top  
1.37 kg | 5000 mm



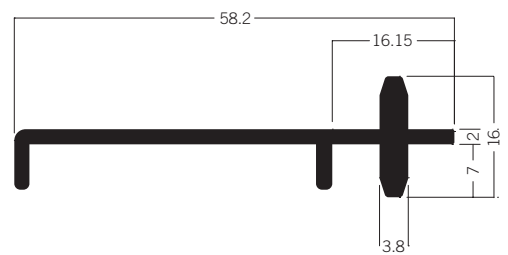
**M 1572** Wall panel retainer, top  
1.77 kg | 5000 mm



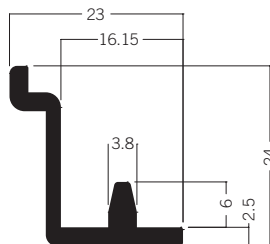
**M 1568** Wall panel retainer, center  
2.28 kg | 5000 mm



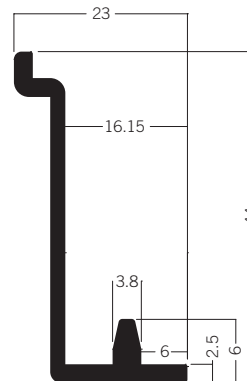
**M 1567** Wall panel retainer, center  
2.04 kg | 5000 mm




**M 1577** Wall panel retainer, center  
2.45 kg | 5000 mm



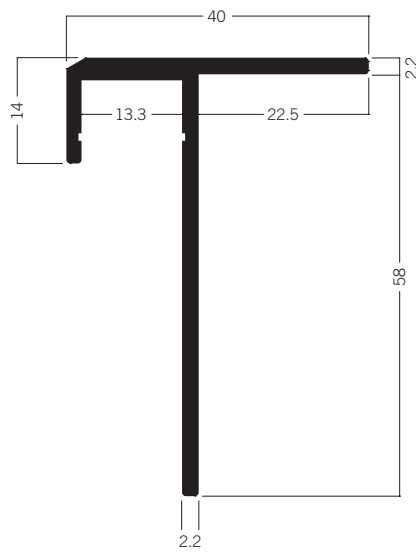
**M 1571** Wall panel retainer, bottom  
1.62 kg | 5000 mm



**M 1581** Wall panel retainer, bottom  
2.02 kg | 5000 mm



**SO 500** Skirting extrusion  
2.52 kg | 5000 mm

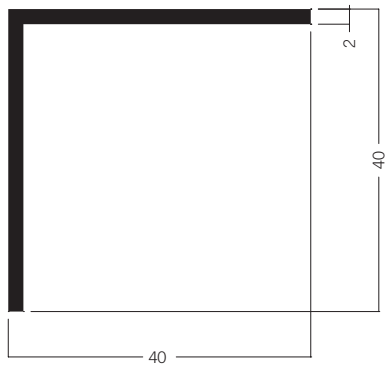


**SO 600** Skirting extrusion for LED module  
3.31 kg | 5000 mm

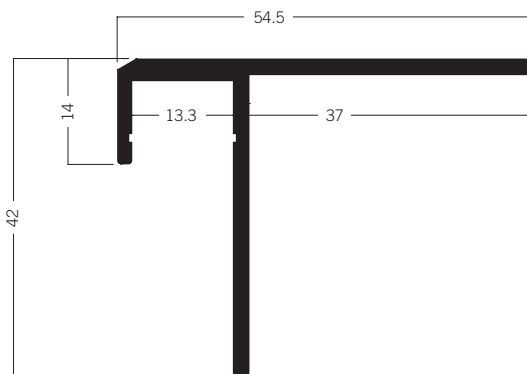


# SPECIAL TYPE EXTRUSIONS

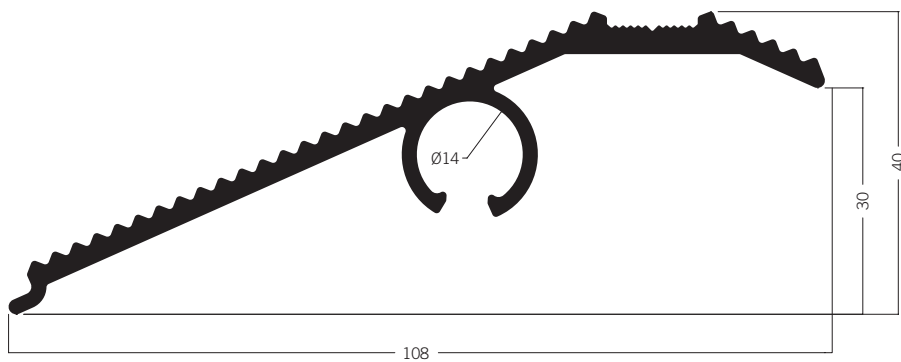
## Skirting Extrusions



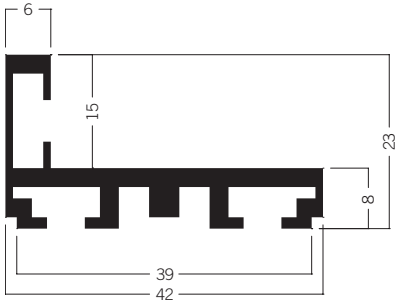
**SO 400** Skirting extrusion OCTAeco floor  
2.16 kg | 5000 mm



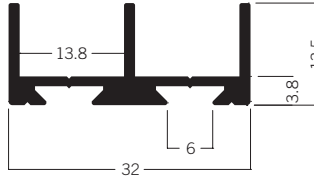
**SO 630** Skirting extrusion OCTAeco floor for LED module  
3.20 kg | 5000 mm



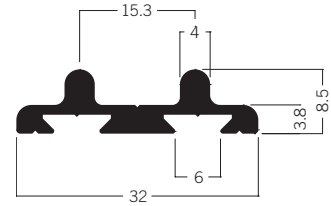
**SO 620** Skirting extrusion OCTAeco floor  
6.12 kg | 5000 mm



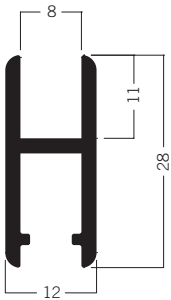
**W 490** Door frame extrusion  
9.08 kg | 5000 mm



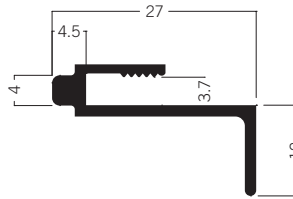
**E 470/N** Sliding door extrusion  
1.74 kg | 5000 mm



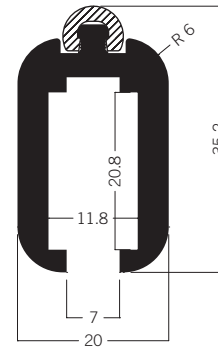
**E 471/N** Sliding door extrusion  
1.61 kg | 5000 mm



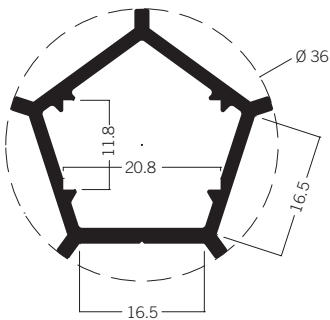
**E 472** Runner frame extrusion  
1.74 kg | 5000 mm



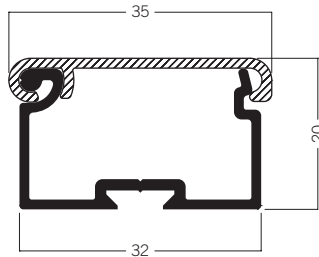
**E 410/AL** Door handle extrusion  
1.20 kg | 5000 mm



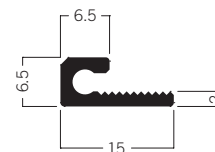
**E 800** Wardrobe rail extrusion  
4.30 kg | 5000 mm



**M 1980** Light element extrusion  
2.65 kg | 5000 mm




**M 1485** Cable retaining extrusion  
1.11 kg | 2480 mm



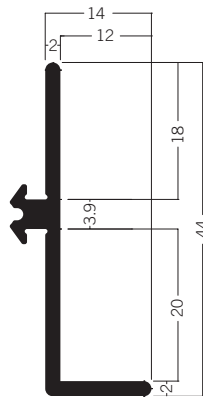
**A 200** Edge protection  
0.61 kg | 5000 mm

# SPECIAL TYPE EXTRUSIONS

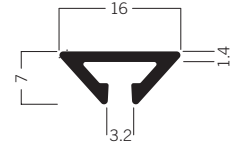
## Other Extrusions



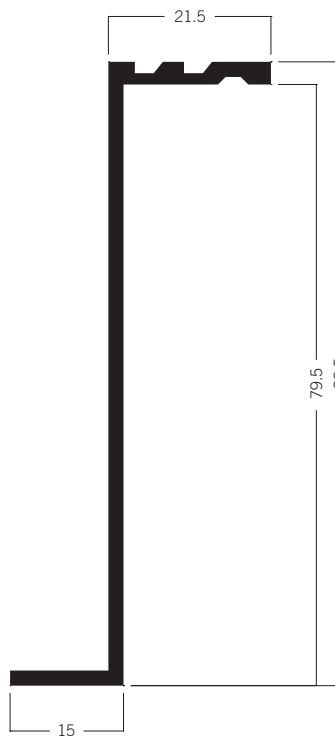
**E 315** Shelf extrusion  
9.00 kg | 5000 mm



**E 850\*** Insert extrusion  
1.86 kg | 5200 mm



**Q 16** Edge protection  
0.55 kg | 4700 mm



**M 1520\*** Panel retainer extrusion for 80 mm system  
3.85 kg | 6000 mm

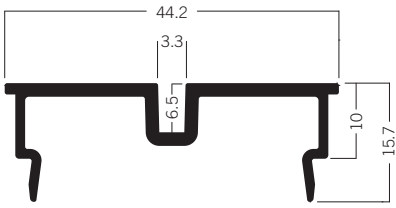
**CLEAN**

**ROOM**

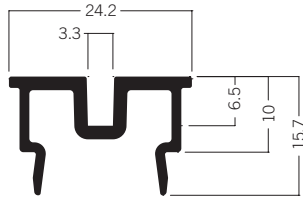
**EXTRU**

**SIONS**

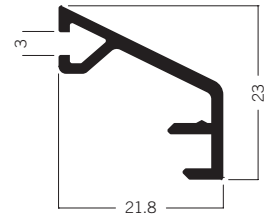




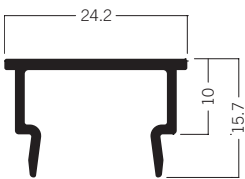
**C 151** Spacer extrusion  
2.28 kg | 6000 mm



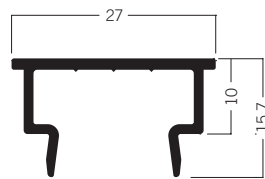
**C 153** Spacer extrusion  
1.69 kg | 6000 mm



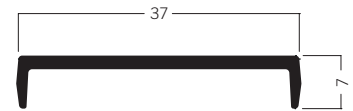
**C 154** Panel retainer extrusion  
1.42 kg | 6000 mm



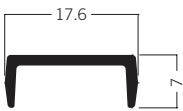
**C 155** Spacer extrusion  
1.24 kg | 6000 mm



**C 156** Spacer extrusion  
1.15 kg | 6000 mm



**C 157** Spacer extrusion  
1.33 kg | 6000 mm



**C 158** Spacer extrusion  
0.79 kg | 6000 mm



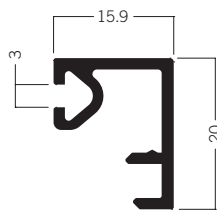
**C 161** Panel retainer extrusion  
0.75 kg | 6000 mm



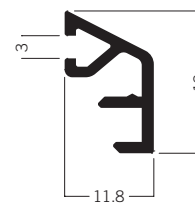
**C 162** Panel retainer extrusion  
0.75 kg | 6000 mm



**C 163** Panel retainer extrusion  
0.81 kg | 6000 mm



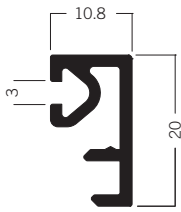
**C 164** Panel retainer extrusion  
1.46 kg | 6000 mm



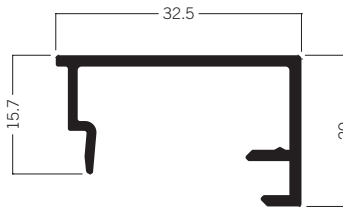
**C 165** Panel retainer extrusion  
1.08 kg | 6000 mm

# CLEANROOM EXTRUSIONS

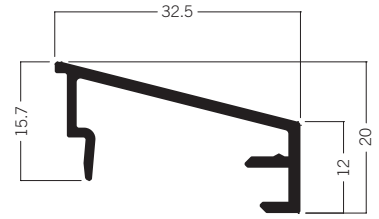
## Wall Extrusions



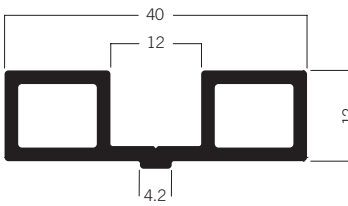
**C 169** Panel retainer extrusion  
1.24 kg | 6000 mm



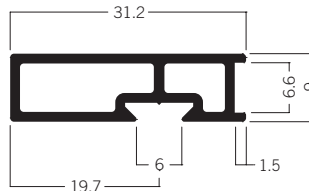
**C 170** Retainer extrusion, vertical  
1.38 kg | 6000 mm



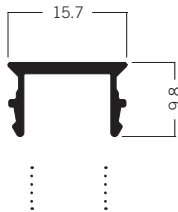
**C 171** Retainer extrusion, horizontal  
1.64 kg | 6000 mm



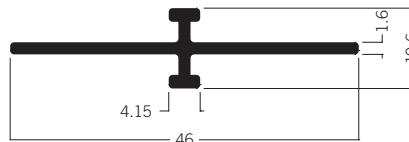
**C 230** Adaptor extrusion  
3.09 kg | 6000 mm



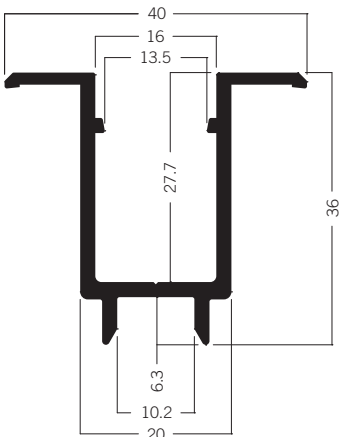
**C 722** Retainer extrusion  
1.83 kg | 6000 mm



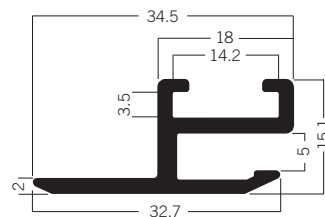
**C 220** Cover for clamping extrusion, part B  
0.68 kg | 6000 mm



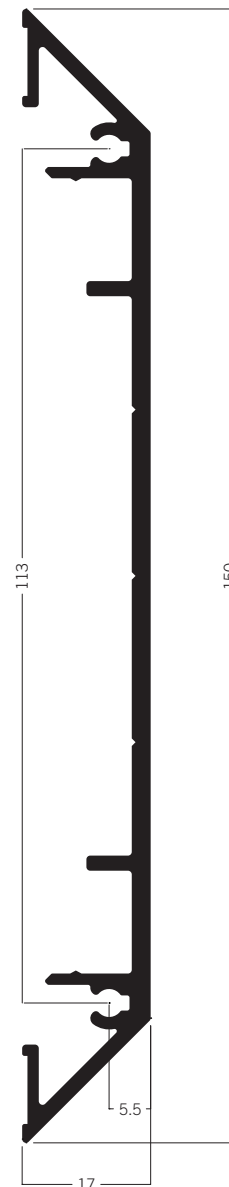
**C 1415** Adaptor extrusion for Dagard  
wall glazing  
1.58 kg | 6000 mm



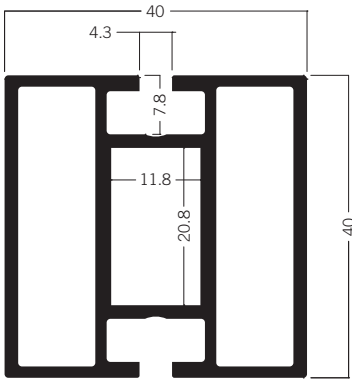
**C 210** Clamping extrusion, part B  
3.45 kg | 6000 mm



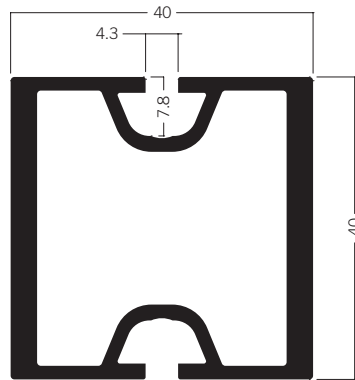
**C 875** Frame extrusion  
2.22 kg | 6000 mm



**C 1327** Cable channel extrusion  
7.23 kg | 6000 mm

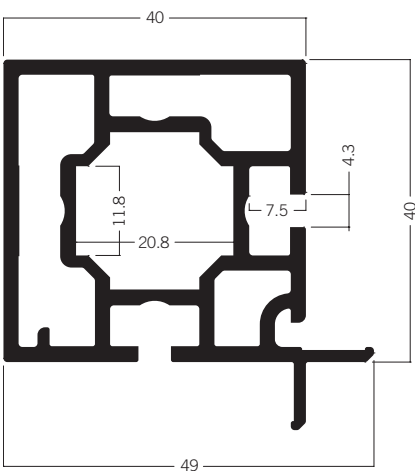


**C 120** Beam extrusion 40 mm  
7.09 kg | 6000 mm

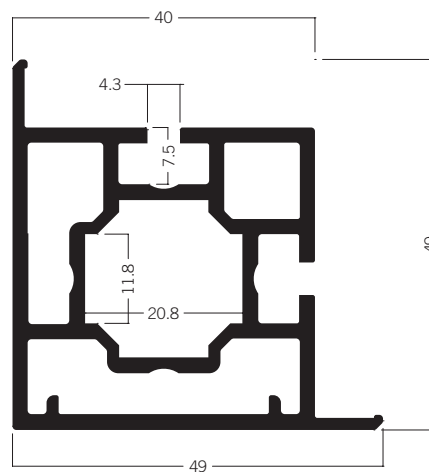


**C 124** Upright extrusion 40 mm  
5.82 kg | 4500 mm

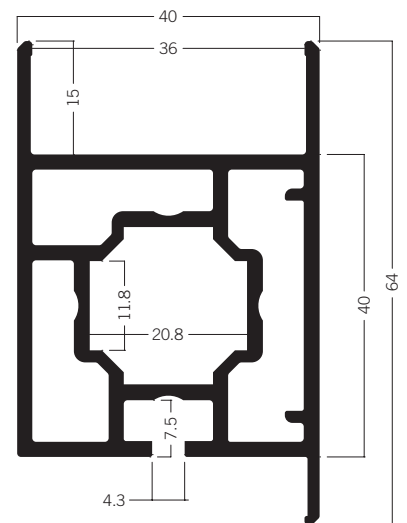
**C 125** Upright extrusion 40 mm  
7.57 kg | 6000 mm



**C 703** Interior corner extrusion 90°, 49 mm  
8.66 kg | 6000 mm



**C 705** Upright extrusion 90°, 49 × 49 mm  
8.94 kg | 6000 mm

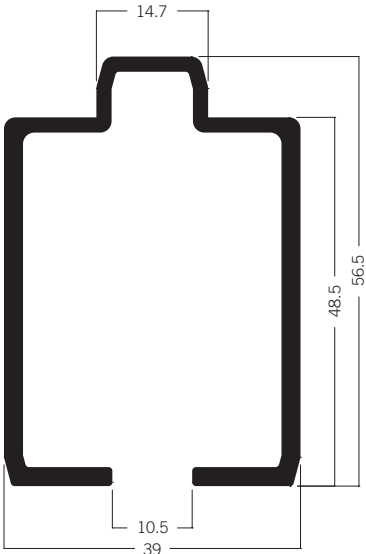


**C 710** Beam extrusion 64 mm  
9.61 kg | 6000 mm

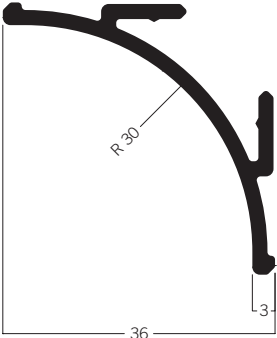


# CLEANROOM EXTRUSIONS

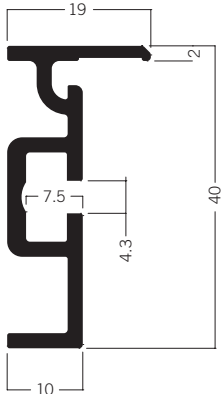
## Wall Extrusions



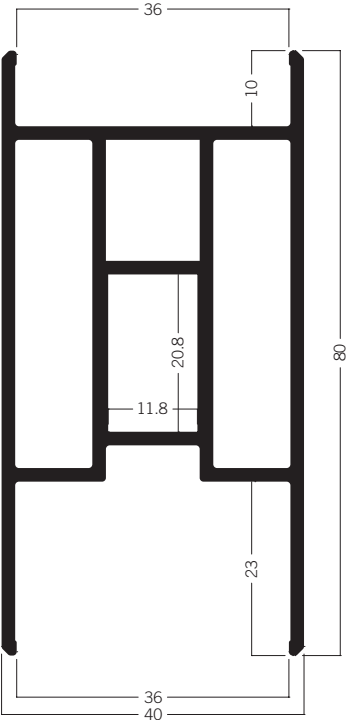
**C 1410** Floor extrusion part 1,  
38 × 56,5 mm  
6.43 kg | 6000 mm



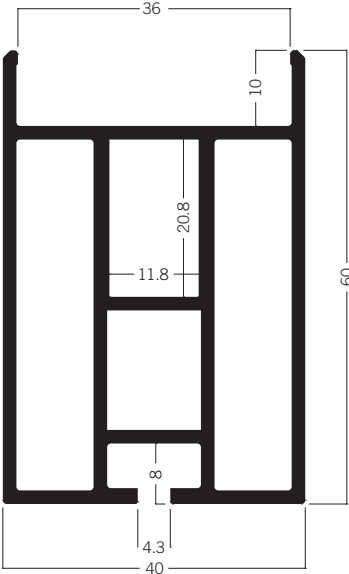
**C 1301** Channeling extrusion  
36 × 36 mm  
2.62 kg | 6000 mm



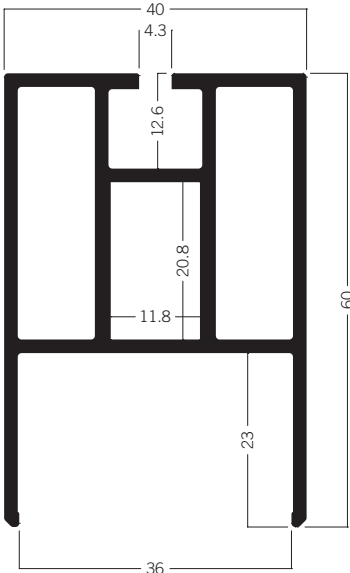
**C 715** Wall connecting extrusion  
19 × 40 mm  
3.05 kg | 6000 mm



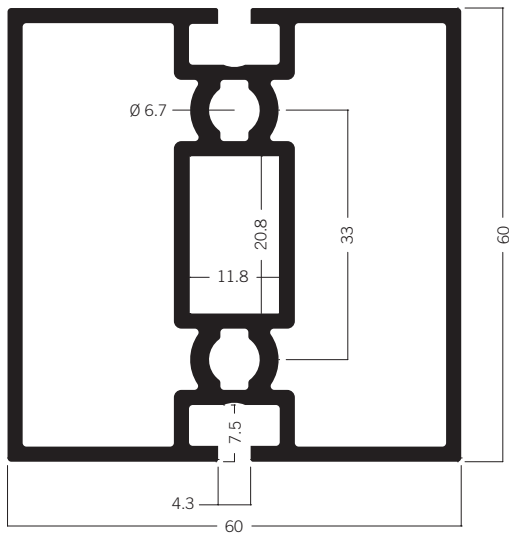
**C 100** Beam extrusion 40 × 80 mm  
9.98 kg | 6000 mm




**C 105** Beam extrusion 40 × 60 mm  
9.26 kg | 6000 mm



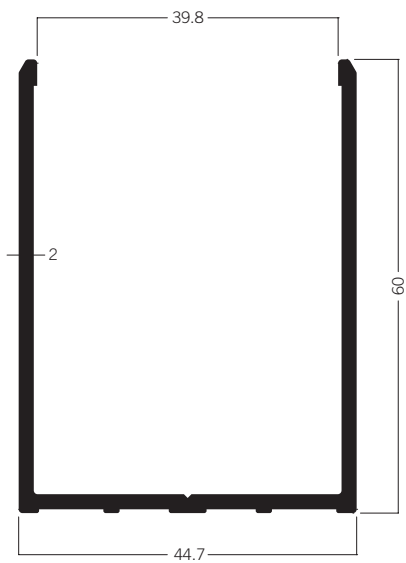
**C 110** Beam extrusion 40 × 60 mm  
7.57 kg | 6000 mm




**C 122** Beam extrusion 60 × 60 mm  
13.03 kg | 6000 mm



**C 319** U-channel extrusion 64 × 40 mm  
4.29 kg | 6000 mm



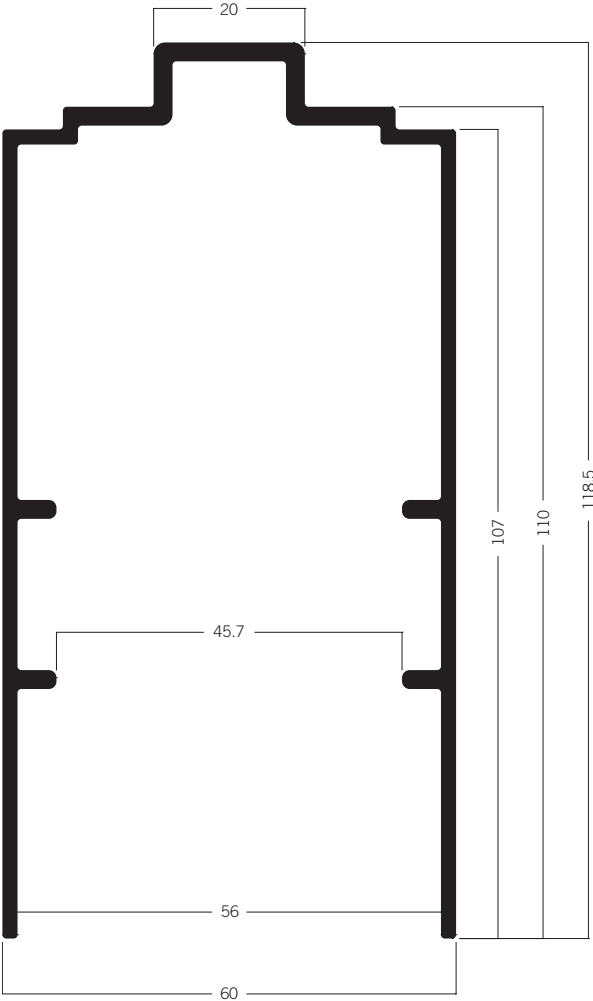
**C 130** Floor U-channel extrusion 45 × 60 mm  
5.33 kg | 6000 mm



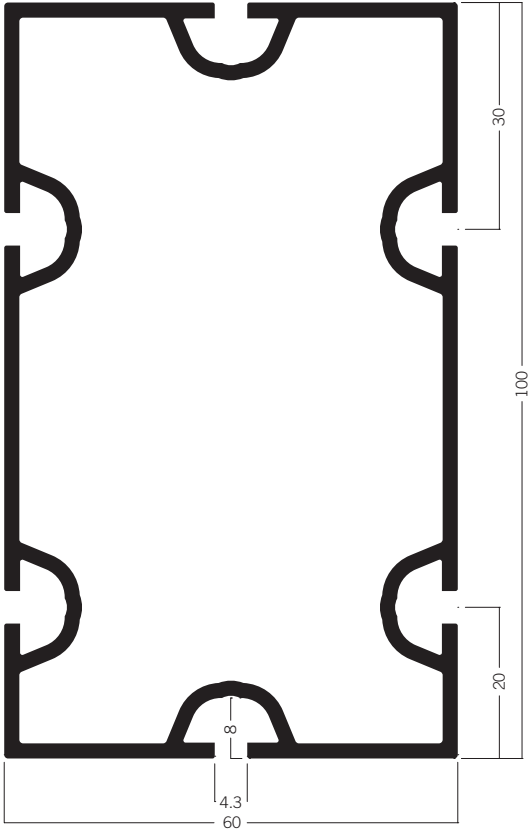
**C 1005** Floor and ceiling U-channel extrusion 66 × 80 mm  
8.47 kg | 6000 mm

# CLEANROOM EXTRUSIONS

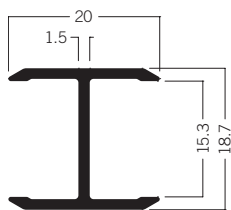
## Wall Extrusions




**C 1405** Floor extrusion part 2, 60 x 110 mm  
10.81 kg | 6000 mm



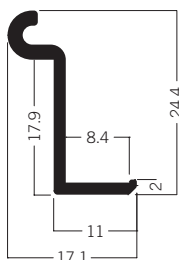
**C 1050** Upright extrusion 60 x 100 mm  
13.94 kg | 6000 mm



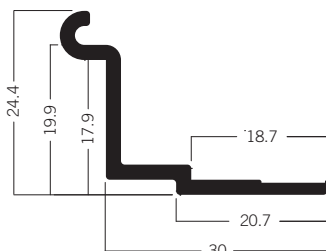
**C 630** H-extrusion 20 x 19 mm  
1.28 kg | 6000 mm



**C 680** L-extrusion 60 x 40 mm  
2.96 kg | 6000 mm



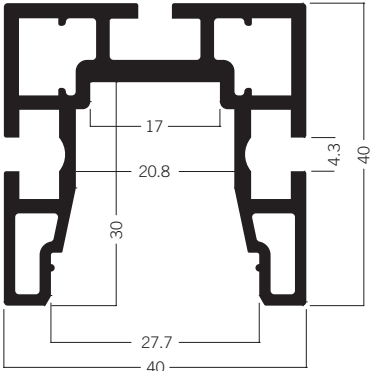
**C 612** Support extrusion 17 x 24 mm  
1.11 kg | 6000 mm



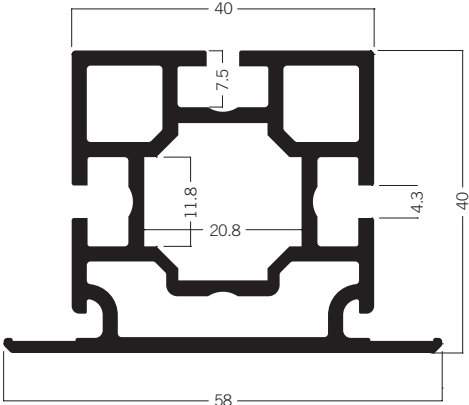
**C 613** Support extrusion, wide  
1.82 kg | 6000 mm

# CLEANROOM EXTRUSIONS

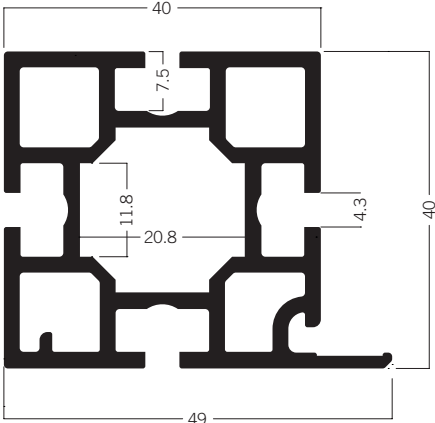
## Ceiling Extrusions



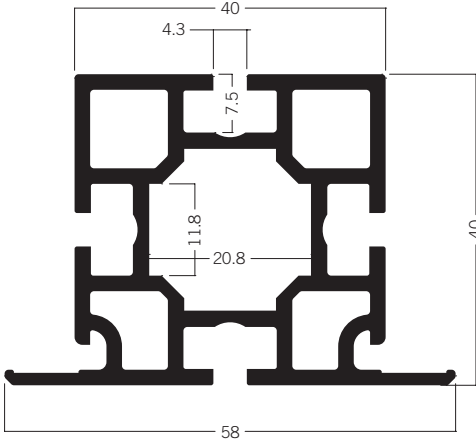
**C 404\*** Ceiling extrusion LED (USA)  
8.05 kg | 6000 mm



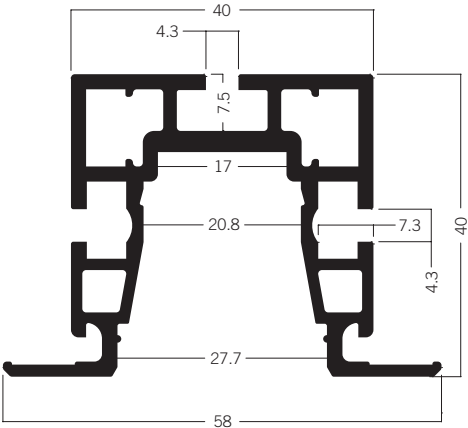
**C 601** Extrusion 40 × 58 mm  
8.69 kg | 6000 mm



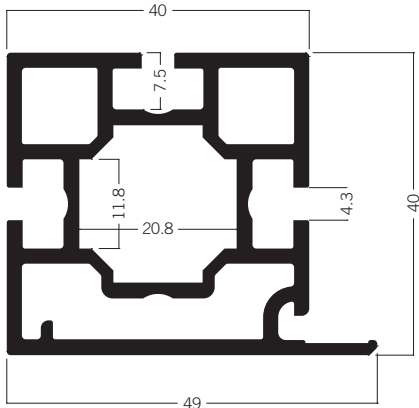
**C 604** Extrusion 40 × 49 mm  
9.15 kg | 6000 mm



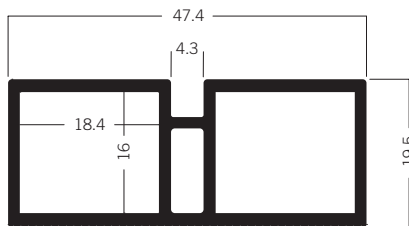
**C 606** Extrusion 40 × 58 mm  
9.50 kg | 6000 mm



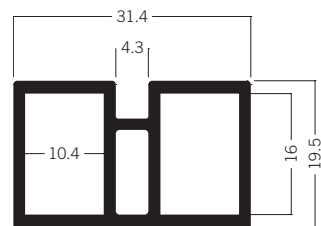
**C 608** Ceiling extrusion LED  
7.32 kg | 6000 mm



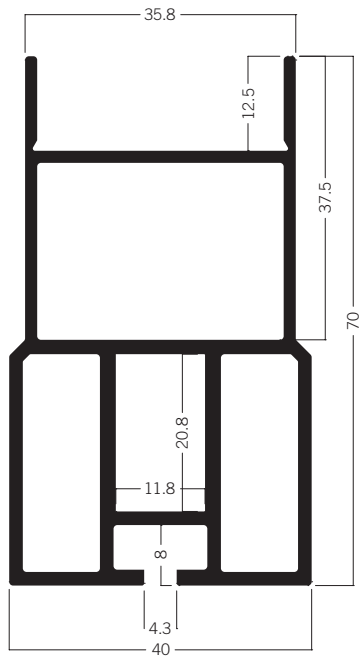
**C 701** Extrusion 40 × 49 mm  
8.88 kg | 6000 mm



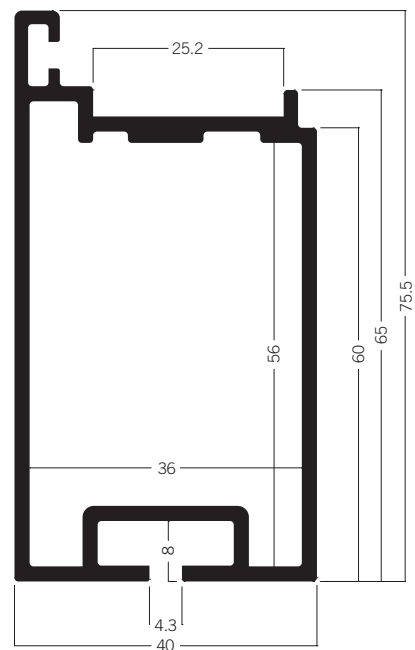
**C 1210** Frame extrusion for door glazing  
4.33 kg | 6000 mm



**C 1220** Frame extrusion 20 × 31 mm  
3.42 kg | 6000 mm



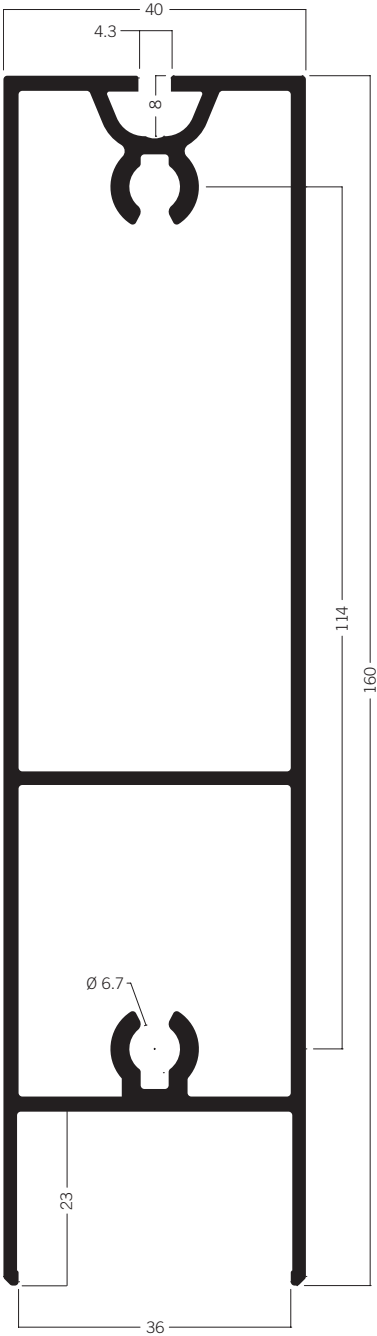
**C 115** Beam extrusion 40 × 70 mm  
9.03 kg | 6000 mm




**C 305** Window panel extrusion 40 × 75.5 mm  
8.62 kg | 6000 mm

# CLEANROOM EXTRUSIONS

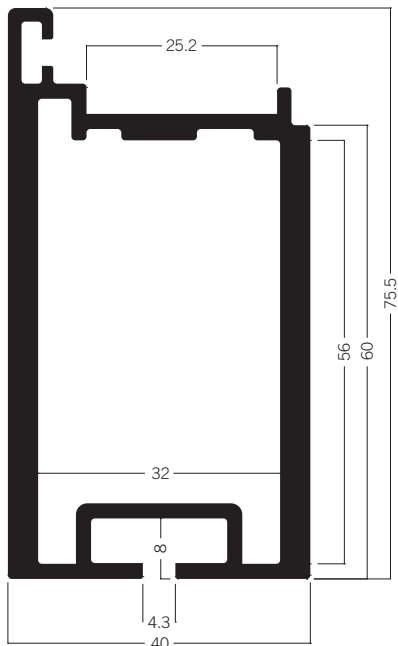
## Door Extrusions



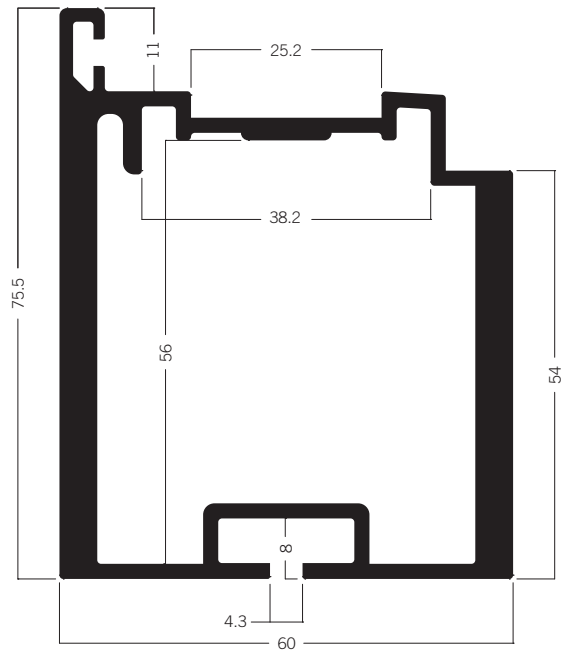
**C 315** Door beam extrusion 40 x 160 mm  
16.36 kg | 6000 mm



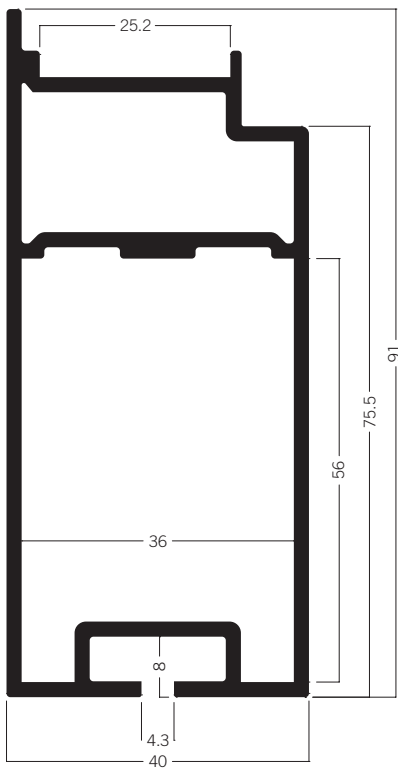
**C 316** Door beam extrusion 60 x 160 mm  
18.12 kg | 6000 mm



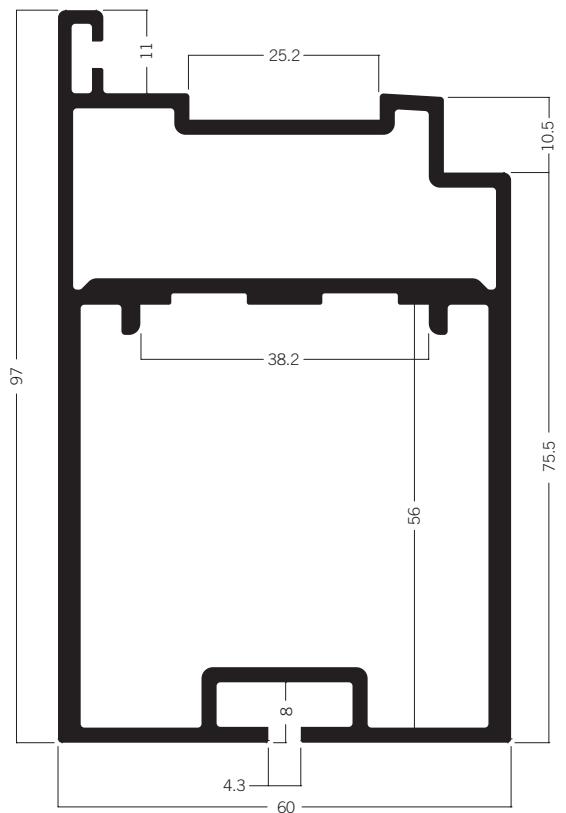
**C 308** Door panel extrusion 40 × 75.5 mm  
11.45 kg | 5500 mm



**C 309** Door panel extrusion 60 × 75.5 mm  
14.46 kg | 5500 mm



**C 310** Double door panel extrusion 40 × 91 mm  
10.80 kg | 6000 mm

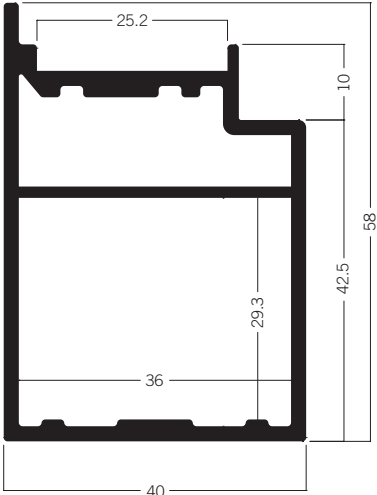


**C 311** Double door panel extrusion 60 × 97 mm  
9.09 kg | 6000 mm

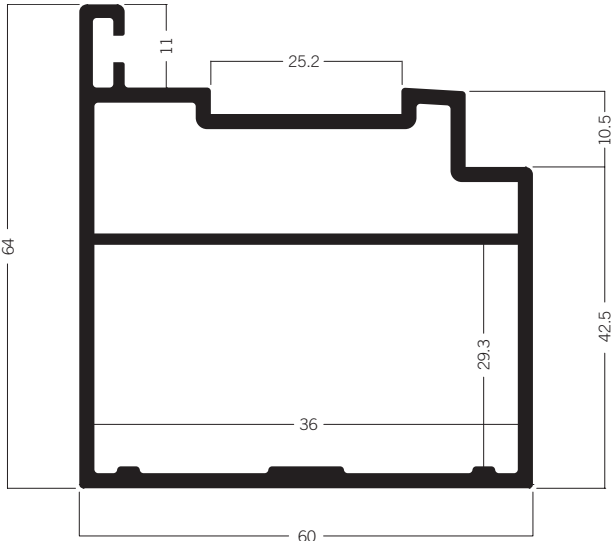


# CLEANROOM EXTRUSIONS

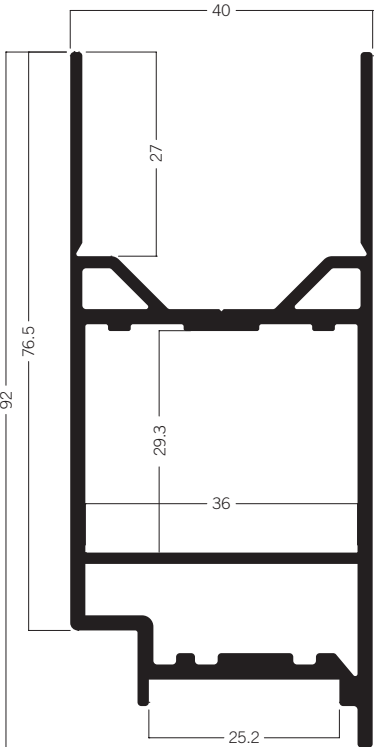
## Door Extrusions



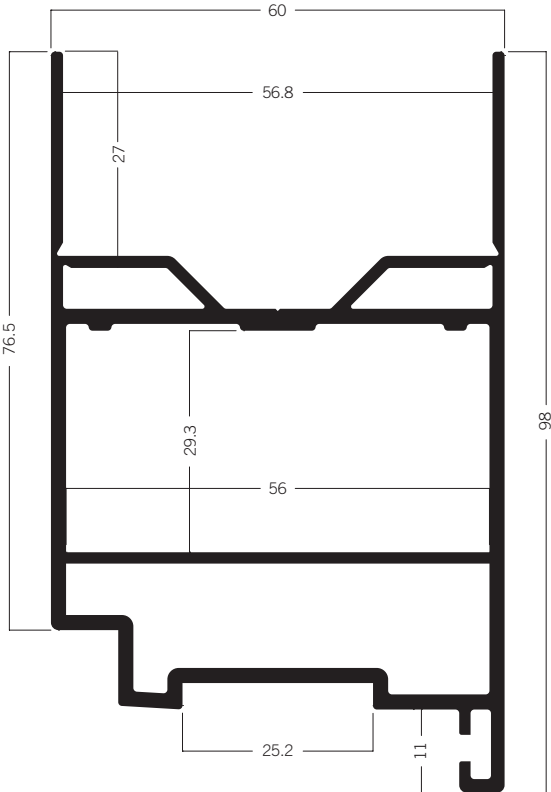
**C 301** Door frame extrusion 40 × 58 mm  
7.54 kg | 6000 mm



**C 302** Door frame extrusion 60 × 64 mm  
9.51 kg | 6000 mm



**C 303** Door frame extrusion 40 × 92 mm  
9.88 kg | 6000 mm



**C 304** Door frame extrusion top 60 mm  
12.12 kg | 6000 mm



# PLASTIC

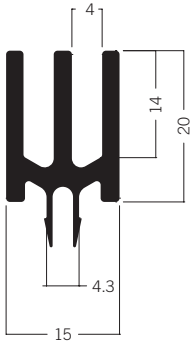
## PLASTIC EXTRUSIONS

---

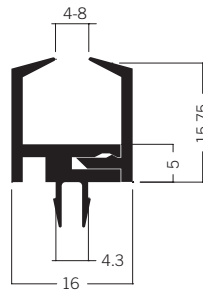
In addition to our aluminium extrusions, our product portfolio includes a wide range of supplementary plastic extrusions – from connecting extrusions to cable ducts and cover extrusions. As a material, plastic offers decisive advantages for on-site adjustments. It is flexible, lightweight and easy to modify. Matching the colours of our various aluminium surfaces, the extrusions blend in perfectly with the overall appearance.

# PLASTIC EXTRU SIONS

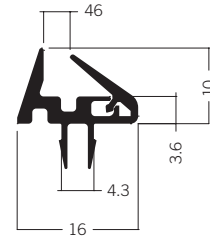





**M 1319** Tension fabric extrusion  
1.46 kg | 6000 mm



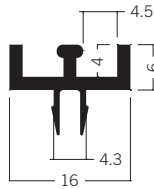
**E 420** Glass panel retainer  
0.83 kg | 5000 mm



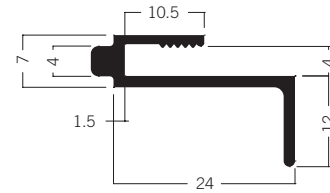
**E 424** Glass panel retainer  
0.45 kg | 5000 mm



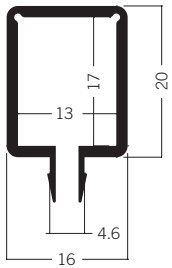
**E 400** Upper track for sliding doors  
0.60 kg | 5000 mm



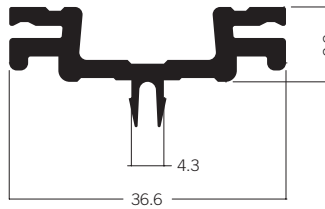
**E 401** Lower track for sliding doors  
0.45 kg | 5000 mm



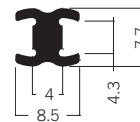
**E 410** Door handle extrusion  
0.50 kg | 5000 mm



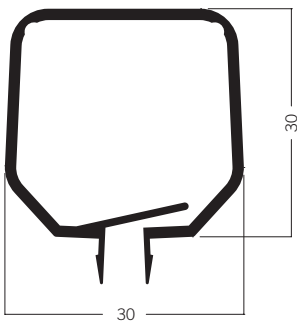
**E 460** Cable retaining extrusion  
0.73 kg | 5000 mm



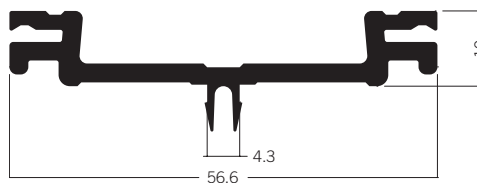
**C 160** Adaptor extrusion 10 × 36.6 mm  
1.61 kg | 6000 mm



**E 438** Extrusion connector  
0.28 kg | 5000 mm

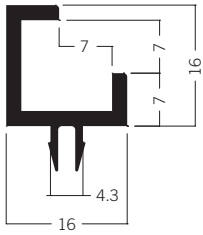


**E 463** Cable retaining extrusion  
1.20 kg | 5000 mm

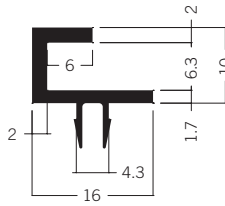


**C 159** Adaptor extrusion 10 × 55.5 mm  
2.04 kg | 6000 mm

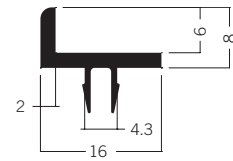
# PLASTIC EXTRUSIONS



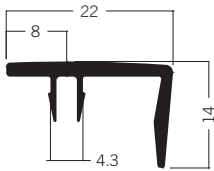
**E 443** Glass panel retainer  
0.65 kg | 5000 mm



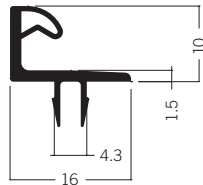
**E 440** Glass panel retainer  
0.47 kg | 5000 mm



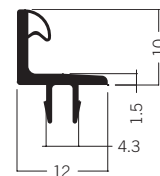
**E 442** Supporting edge  
0.40 kg | 5000 mm



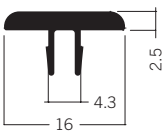
**E 428** Panel retainer extrusion  
0.65 kg | 5000 mm



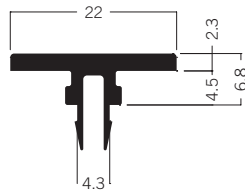
**E 430** Door stopping extrusion  
0.37 kg | 5000 mm



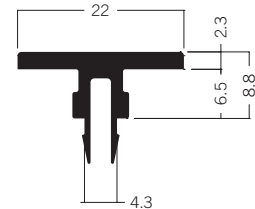
**E 433** Door stopping extrusion  
0.32 kg | 5000 mm



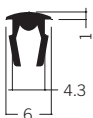
**E 458** Cover Extrusion  
0.38 kg | 5000 mm



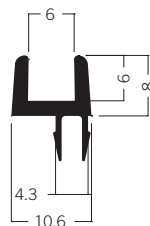
**M 1844** Cover Extrusion  
0.42 kg | 6000 mm



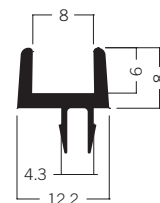
**M 1846** Cover Extrusion  
0.51 kg | 6000 mm



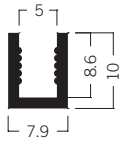
**E 455** Groove filler  
0.12 kg | 5000 mm



**E 421** Glass panel retainer  
0.41 kg | 5000 mm



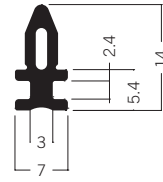
**E 422** Glass panel retainer  
0.45 kg | 5000 mm



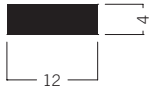
**E 476** Clamping extrusion  
0.19 kg | 5000 mm



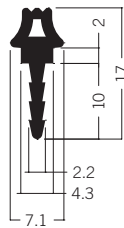
**E 477** Clamping extrusion  
0.17 kg | 5000 mm



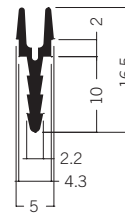
**C 725** Extrusion connector  
0.26 kg | 5950 mm



**E 480** Flat rubber  
0.07 kg | 10000 mm



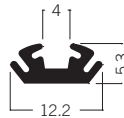
**E 451** Extrusion connector  
0.35 kg | 5000 mm



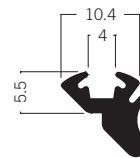
**E 452** Extrusion connector  
0.23 kg | 5000 mm



**E 441** Rubber sponge bumper  
1.00 kg | 50000 mm



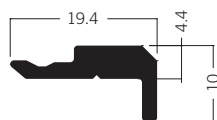
**E 444** Anti-rattle strip  
2.02 kg | 50000 mm



**E 445** Anti-rattle strip  
3.50 kg | 50000 mm



**C 636** Cover extrusion translucent  
0.37 kg | 6000 mm



**C 1305** Adaptor extrusion 20 × 10 mm  
0.40 kg | 5000 mm





**A**

A 200 ..... 66

**C**

C 100 ..... 73  
C 105 ..... 73  
C 110 ..... 73  
C 115 ..... 78  
C 120 ..... 72  
C 122 ..... 74  
C 124 ..... 72  
C 125 ..... 72  
C 130 ..... 74  
C 151 ..... 70  
C 153 ..... 70  
C 154 ..... 70  
C 155 ..... 70  
C 156 ..... 70  
C 157 ..... 70  
C 158 ..... 70  
C 159 ..... 86  
C 160 ..... 86  
C 161 ..... 70  
C 162 ..... 70  
C 163 ..... 70  
C 164 ..... 70  
C 165 ..... 70  
C 169 ..... 71  
C 170 ..... 71  
C 171 ..... 71  
C 210 ..... 71  
C 220 ..... 71  
C 230 ..... 71  
C 301 ..... 81  
C 302 ..... 81  
C 303 ..... 81  
C 304 ..... 81  
C 305 ..... 78  
C 308 ..... 80  
C 309 ..... 80  
C 310 ..... 80  
C 311 ..... 80

C 315 ..... 79  
C 316 ..... 79  
C 319 ..... 74  
C 404\* ..... 77  
C 601 ..... 77  
C 604 ..... 77  
C 606 ..... 77  
C 608 ..... 77  
C 612 ..... 76  
C 613 ..... 76  
C 630 ..... 76  
C 636 ..... 88  
C 680 ..... 76  
C 701 ..... 77  
C 703 ..... 72  
C 705 ..... 72  
C 710 ..... 72  
C 715 ..... 73  
C 722 ..... 71  
C 725 ..... 88  
C 875 ..... 71  
C 1005 ..... 74  
C 1050 ..... 75  
C 1210 ..... 78  
C 1220 ..... 78  
C 1301 ..... 73  
C 1305 ..... 88  
C 1327 ..... 71  
C 1405 ..... 75  
C 1410 ..... 73  
C 1415 ..... 71

**D**

DFL 230 ..... 28  
DFL 400 ..... 43  
DFL 400A\* ..... 43  
DFS 84 ..... 11

**E**

E 315 ..... 67  
E 400 ..... 86  
E 401 ..... 86

# INDEX

---

E 410	86
E 410/AL	66
E 420	86
E 421	87
E 422	87
E 424	86
E 428	87
E 430	87
E 433	87
E 438	86
E 440	87
E 441	88
E 442	87
E 443	87
E 444	88
E 445	88
E 451	88
E 452	88
E 455	87
E 458	87
E 460	86
E 463	86
E 470/N	66
E 471/N	66
E 472	66
E 476	88
E 477	88
E 480	88
E 800	66
E 850*	67

## M

M 160	16
M 225	13
M 226	13
M 227	13
M 230	14
M 232	14
M 770	28
M 1000	9
M 1001	9
M 1002	9
M 1003	9
M 1005	9
M 1007	9
M 1009	35
M 1010	9
M 1011	9
M 1012	10
M 1013	10
M 1017	10
M 1018	10
M 1019	10
M 1020	10
M 1021	10
M 1022	11
M 1023	11
M 1025	24
M 1026	24
M 1029	26
M 1030	26
M 1040	15
M 1041	15
M 1043*	26
M 1044	61
M 1045	15
M 1046	15
M 1052	27
M 1058	12
M 1059	12
M 1060	27
M 1063	21
M 1068	24
M 1070	35
M 1072	33
M 1081	24
M 1082	24
M 1091	24
M 1092	24
M 1140	39
M 1155	12
M 1170	33
M 1201	39
M 1202	39

M 1204	39	M 1502	43
M 1208	39	M 1504	48
M 1210	40	M 1520*	67
M 1220	41	M 1562	63
M 1222	41	M 1563	63
M 1301	48	M 1567	63
M 1302	46	M 1568	63
M 1304	51	M 1571	63
M 1305	49	M 1572	63
M 1306	48	M 1577	63
M 1307	49	M 1581	63
M 1309	46	M 1600	38
M 1310	46	M 1601	46
M 1311	52	M 1602	18
M 1312	46	M 1603	18
M 1319	86	M 1606	38
M 1320	21	M 1607	46
M 1321	47	M 1614	48
M 1322	47	M 1618	8
M 1322/E	47	M 1620	38
M 1322/I	47	M 1622	32
M 1324	56	M 1625	8
M 1325	52	M 1629	34
M 1326	47	M 1844	87
M 1330	53	M 1846	87
M 1331	49	M 1901	53
M 1332	47	M 1910	51
M 1340	23	M 1915	53
M 1353	56	M 1920	51
M 1354	56	M 1925	52
M 1356	56	M 1930	48
M 1358	57	M 1935	52
M 1360	57	M 1970	48
M 1366	62	M 1980	66
M 1367	61		
M 1368	61	<b>Q</b>	
M 1400	8	Q 16	67
M 1458	39	Q 25	57
M 1460	39	Q 43	39
M 1483	43	Q 60	40
M 1485	66		
M 1486	43		

# INDEX

---

## R

R 102	29
R 122	29

## S

S 10*	8
S 100	30
S 108	30
S 201	30
S 202	30
S 203	30
S 204	62
S 206	32
S 208	9
S 209	9
S 250	36
S 251	36
S 252	36
S 253	37
S 302	34
S 303	34
S 308	30
S 380	31
S 382	49
S 385R*	50
S 408	31
S 500	34
S 850	31
S 855	31
S 1100	38
S 1105	38
S 1106	38
S 1123	8
S 1125	8
S 1129	35
S 1200	39
S 1302*	32
S 1303	32
S 1310	33
S 1610	25
S 2305	42
S 2305S*	42

S 3050	43
S 6105	43
SO 400	65
SO 500	64
SO 600	64
SO 620	65
SO 630	65

## U

U 1020	11
U 1030	22
U 1040	22
U 1060	54
U 1063	55
U 1066	22

## V

V 2000	8
V 2020	34
V 2040	18
V 2100	18

## W


W 101	62
W 102	62
W 103	62
W 110*	62
W 416	18
W 490	66
W 735*	50
W 735R*	50
W 810	61
W 825/USA*	25
W 901	25
W 903	49
W 905	25
W 906	49
W 908	37
W 910	61

## Z

Z 100	19
-------	----

Z 110.	21
Z 160.	21
Z 164*	21
Z 300.	18
Z 303.	18
Z 305.	18
Z 306.	18
Z 307.	19
Z 308.	19
Z 310.	19
Z 400.	20
Z 402.	20
Z 408*	20
Z 460.	20
Z 464*	20
Z 508.	23
Z 560.	23
Z 600.	23
Z 2100.	24
Z 2105.	24
Z 4100.	19
Z 4300.	19
Z 4400.	19
Z 4401.	19
Z 4700.	19





EXHIBITION SYSTEMS  
PROJECT SOLUTIONS  
PRESENTATION  
INTERIOR DESIGN  
CLEANROOM SYSTEMS





---

**OCTANORM® Germany**  
**Head Office**

Raiffeisenstraße 39  
70794 Filderstadt  
T. +49 711 77003-0  
F. +49 711 77003-53  
info@octanorm.de  
www.octanorm.com

**EUROPE**

---

**OCTANORM® Belgium**  
T. +32 2 344 9880  
www.octanorm.be

**OCTANORM® France**  
T. +33 1 4695 5406  
www.octanorm.fr

**OCTANORM® UK**  
T. +44 20 85 45 2945  
www.octanorm.co.uk

**OCTANORM® Hellas**  
T. +30 2310 79 6521  
www.octanorm.gr

**OCTANORM® Italia**  
T. +39 02 9645 1966  
www.octanorm.it

**OCTANORM® Nederland**  
T. +31 50 309 5133  
www.octanorm.nl

**OCTANORM® Polska**  
T. +48 22 773 0350  
www.octanorm.pl

**OCTANORM® Adria**  
T. +386 590 56301  
www.octanormadria.com

**OCTANORM® Espana**  
T. +34 930 019 424  
www.octanorm.es

**OCTANORM® Nordic**  
T. +46 8 621 6500  
www.octanorm.se

**OCTANORM® Russia**  
T. +7 495 565 7920  
www.octanorm.ru

**AMERICA**

---

**OCTANORM® North America**  
T. +1 770 7 32 1520  
www.octanormna.com

**OCTANORM® México**  
T. +52 55 5804 6325  
www.octanorm.com.mx

**OCTANORM® Brasil**  
T. +55 11 3807 2552  
www.octanorm.com.br

**OCTANORM® Argentina**  
T. +54 11 43 12 4000  
www.octanorm.com.ar

**AFRICA**

---

**OCTANORM® South Africa**  
T. +27 11 433 2010  
www.octanorm.co.za

**MIDDLE EAST**

---

**OCTANORM® Emirates**  
T. +971 4 340 6888  
www.octanormemirates.net

**AUSTRALIA**

---

**OCTANORM® Australia**  
T. +61 3 8773 8550  
www.octanorm.com.au

**ASIA**

---

**OCTANORM® Japan**  
T. +81 45 511 8144  
www.octanorm.jp

**OCTANORM® China**  
T. +86 512 6283 3336  
www.octanorm.cn